



CATERLUX
Live an illuminated life



4 LINE MAGNETIC LIGHTING SYSTEM

About us

Ever since Caterlux's inception in 2016, we have been working hard towards lighting up your homes with avant-garde quality products and exceptional service. We specialize in providing energy efficient lighting solutions and LED to our customers. Caterlux's lighting solutions add value to space be it office or home. Our lighting solutions are paving the way towards a brighter future with the combination of design and innovation. Providing quality lighting with minimal cost is what Caterlux firmly believes in.

From initial consultation to designs and conceptualization to delivering premium quality and even custom-made lighting solutions, there's nothing we don't do. All our lighting products meet the highest quality standards and are designed to give our customers absolute value for money.

Ensuring you with select, high end illumination products, we stand behind our work and guarantee the most stringent quality assurances. Caterlux lighting strives to bring to our customers lighting solutions that strike the perfect balance between quality, reliability and style.



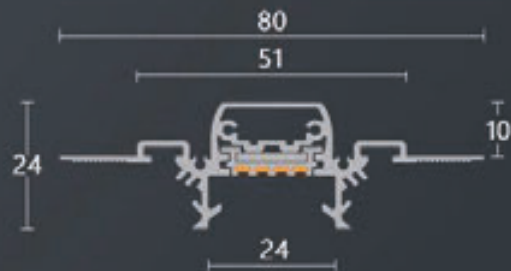
Type 22 Magnetic Combination Professional Edition Ultra-thin Embedded Track

Product model	: CTR-GD8024Y/L1000/G
Installation method	: Embedded
Product size	: W80*H24mm
Standard specification	: L500/1000/2000mm
Control mode	: multi-group control
Material quality	: 6063 aluminum
Appearance color	: Sand black/sand white
Hole size	: W55*H40mm (length depends on the track)
Protection level	: IP20
Ceiling thickness	: 9mm



CATERLUX
Live an illuminated life

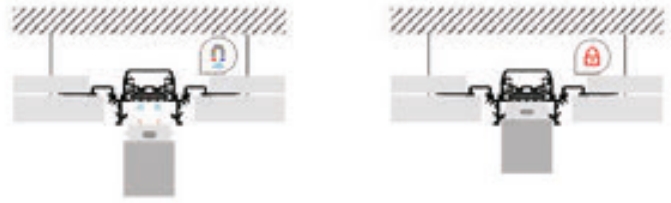
Track section size drawing (unit : mm)





Installation method

Keel embedded



Wooden box
embedded



The track and the lamp are locked by magnetic suction and mechanical buckle, which is more secure

Applicable accessories



Flat corner



Inner corner



T corner



Cross corner



Connector



male and female plug



cover



plug

Applicable lamps



Pendant lamp



Spotlights plane



Luminous linear lights



Grille linear light



180° adjustable
Grille linear light



180° adjustable
Flat luminous linear
lamp



Wall washer

Feel free to touch

Using DC24V safety voltage design,
Normal DC24V voltage can be touched when energized.



Feel free to touch

Adopting DC24V safety voltage design,
normal DC24V voltage can be touched when energized.

Applicable accessories



Flat corner



Inner corner



T corner



Cross corner



Connector



Male and female plug



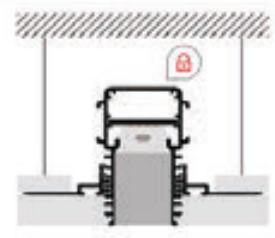
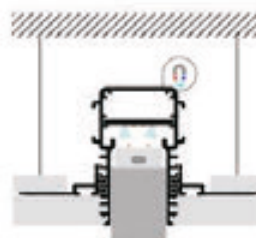
Cover



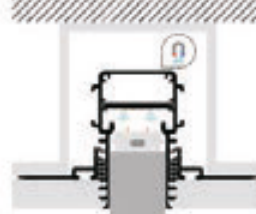
plug

Installation method

Keel embedded



Wooden box embedded



The track and the lamp are locked by magnetic suction and
mechanical buckle, which is more secure

Applicable lamps



Pendant lamp



Spotlights plane



Luminous linear lights



Grille linear light



180° adjustable
Grille linear light

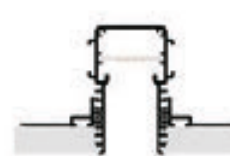


180° adjustable
Flat luminous linear
lamp

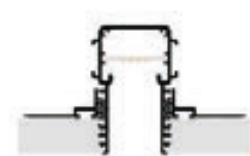


Wall washer

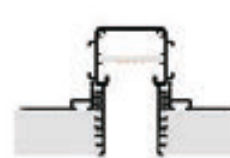
Adjustable fixed plate



Ceiling thickness: 9mm



Ceiling thickness: 12mm



Ceiling thickness: 15mm



CATERLUX

Live an illuminated life

22 type magnetic combination adjustable embedded track

Product model	: CTR-GD9857Y/L1000
Installation method	: embedded
Product size	: W98*H57mm
Standard specification	: L500/1000/2000mm
Control mode	: Single group control
Material quality	: 6063 aluminum
Appearance color	: sand black/sand white
Hole size	: W60*H75mm (length depends on the track)
Protection level	: IP20
Ceiling thickness	: 9mm/12mm/15mm

Track section size drawing (unit: mm)





22 type magnetic combination professional edition frameless surface embedded track

Product model	: CTR-GD7757B/L1000/G
Installation method	: Frameless surface embedded
Product size	: W77*H57mm
Standard specification	: L500/1000/2000mm
Control mode	: Multi-group control
Material quality	: 6063 aluminum
Appearance color	: Sand black/sand white
Hole size	: W43*H85mm (length depends on the track)
Protection level	: Ip20



CATERLUX
Live an illuminated life

Feel free to touch
Using DC24V safety voltage design,
Normal DC24V voltage can be touched when energized.



The track and the lamp are locked by magnetic suction and mechanical buckle, which is more secure

Applicable accessories



Flat corner



Inner corner



T corner



Cross corner



Connector



Male and female plug



Cover



Plug

Applicable lamps



Pendant lamp



Spotlights plane



Luminous linear lights




Grille linear light



180° adjustable
Grille linear light



180° adjustable
Flat luminous linear
lamp



Wall washer

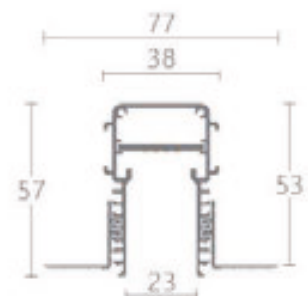
Installation method

Surface embedded type



The track and the lamp are locked by magnetic suction and mechanical buckle, which is more secure

Track section size drawing (unit : mm)





The track and the lamp are locked by magnetic suction and mechanical buckle, which is more secure

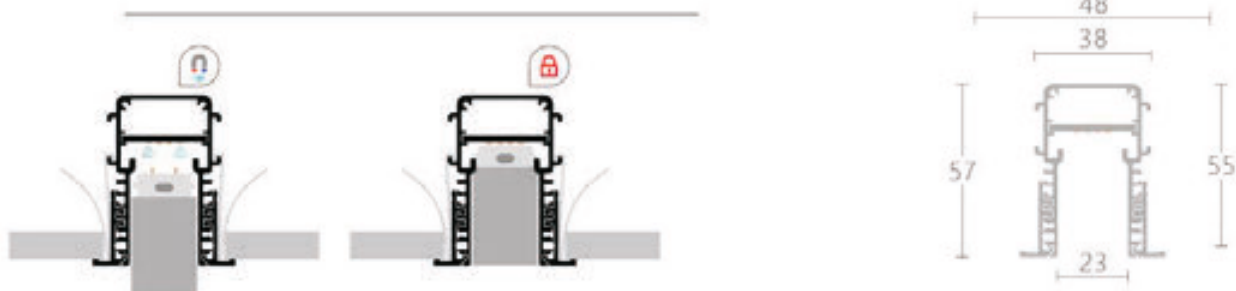


Applicable lamps




Installation method

Rail section size drawing (unit: mm) 22 type



The track and the lamp are locked by magnetic suction and mechanical buckle, which is more secure

Make life more colorful



Feel free to touch
Using DC24V safety voltage design,
Normal DC24V voltage can be touched when energized.

22-type magnetic combination professional version has framed surface embedded track

Product model	: CTR-GD4857B/L1000/G
Installation method	: embedded with frame on the surface
Product size	: W48*H57mm
Standard specification	: L500/1000/2000mm
Control mode	: multi-group control
Material quality	: 6063 aluminum
Appearance color	: sand black/sand white
Hole size	: W43*H85mm (length depends on the track)
Protection level	: Ip20



CATERLUX
Live an illuminated life



CATERLUX
Live an illuminated life



CATERLUX





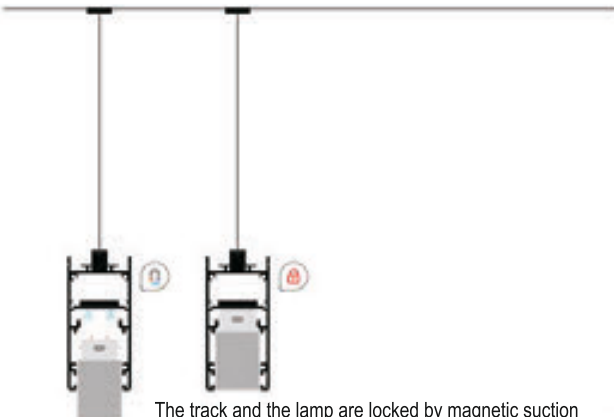
Live an illuminated life

Type 22 Magnetic Suspension Combination Professional Edition Suspension Track (Short Style)

Product model	: CTR-GD3267D/L1000/G
Installation method	: Hanging
Product size	: W32*H67mm
Standard specification	: L1000/1500/2000mm
Control mode	: Multi-group control
Material quality	: 6063 aluminum
Appearance color	: Sand black/sand white
Protection level	: Ip20









Track section size drawing (unit: mm)



Applicable lamp				Installation method
				
Pendant lamp	180° adjustable Grille linear light	180° adjustable Flat luminous linear lamp	Wall washer	


The track and the lamp are locked by magnetic suction and mechanical buckle, which is more secure

Applicable lamps





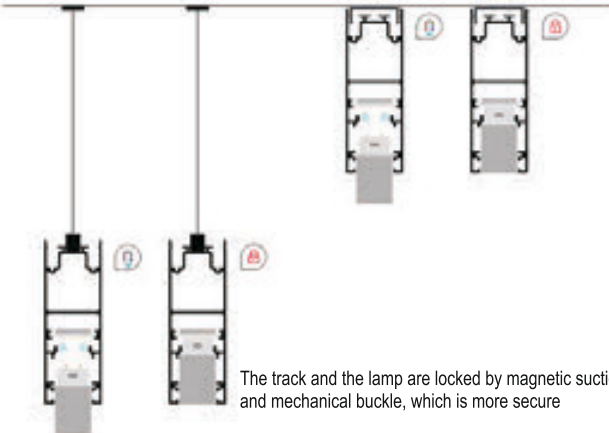












			
Flat corner	Inner corner	T corner	Cross corner
			
Suspension accessories	Two-wire pin	Cover	Plug

Feel free to touch

Adopting DC24V safety voltage design, normal DC24V voltage can be touched when energized.





Applicable lamp				Installation method
	 Spotlights plane	 Luminous linear lights	 Grille linear light	 <p>The track and the lamp are locked by magnetic suction and mechanical buckle, which is more secure</p>
Pendant lamp	 180° adjustable Grille linear light	 180° adjustable Flat luminous linear lamp	 Wall washer	
Applicable accessories				
 Flat corner	 Inner corner	 T corner	 Cross corner	 Plug
 Suspension accessories	 Two-wire pin	 Connector	 Suspension accessories	
<p>Feel free to touch Adopting DC24V safety voltage design, normal DC24V voltage can be touched when energized.</p>				



CATERLUX

Live an illuminated life

Type 22 Magnetic Suspension Combination Professional Edition Suspension/Ceiling Track (High Type)

Product model : CTR-GD35100D/L1000/G
Installation method : Hanging type/ceiling type
Product size : W35*H100mm
Standard specification : L1000/1500/2000mm
Control mode : Multi-group control
Material quality : 6063 aluminum
Appearance color : Sand black/sand white
Protection level : IP20
Built-in power supply

Track section size drawing (unit: mm)





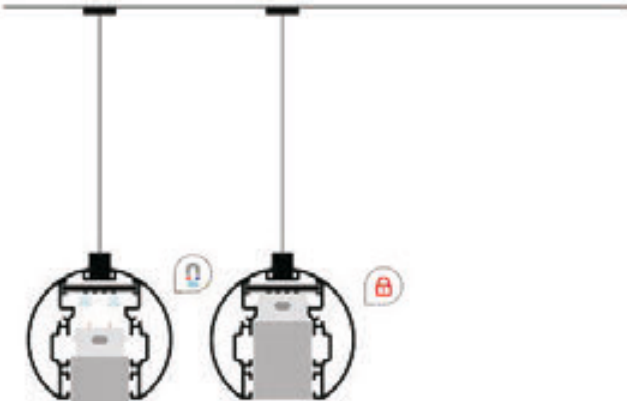


Type 22 Magnetic Combination Professional Edition Hanging Big Copper Coin Track









Product model : CTR-GD5651D/L1000/G
Installation method : Hanging
Product size : W56*H51mm
Standard specification : L1000/1500/2000mm
Control mode : Multi-group control
Material quality : 6063 aluminum
Appearance color : Sand black/sand white
Protection level : Ip20

Track section size drawing (unit: mm)



Applicable lamp				Installation method
				 <p>The track and the lamp are locked by magnetic suction and mechanical buckle, which is more secure</p>
Pendant lamp	180° adjustable Grille linear light	180° adjustable Flat luminous linear lamp	Wall washer	

Applicable accessories

			
Flat corner	Inner corner	T corner	Cross corner
			
Suspension accessories	Two-wire pinr	Connector	Plug

Feel free to touch
Using DC24V safety voltage design,
normal DC24V voltage can be touched when energized





22 Type
Barney series track

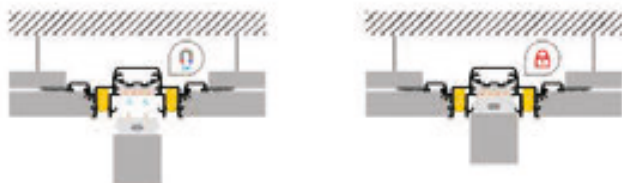


CATERLUX
Live an illuminated life

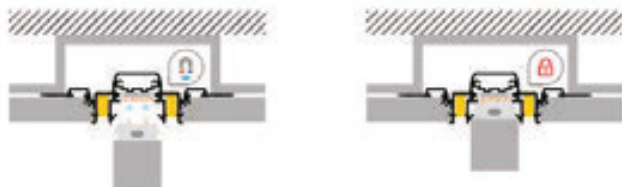
C ontent....

Installation method

Keel embedded



Wooden box
embedded



The track and the lamp are locked by magnetic suction and mechanical buckle, which is more secure

Feel free to touch

Adopting DC24V safety voltage design, normal DC24V voltage can be touched when energized.



Applicable accessories

Applicable lamps



Flat corner



Inner corner



T corner



Cross corner



Connector



Male and female plug



Cover



4x10mm light strip



Plug



Pendant lamp



Spotlights plane



180° adjustable
Grille linear light



Luminous linear lights



180° adjustable
Flat luminous linear
lamp



Grille linear light



Wall washer

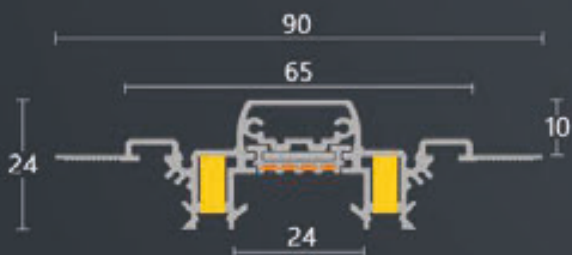


CATERLUX
Live an illuminated life

Type 22 Magnetic Combination Professional Edition Ultra-thin Embedded Track (Barney Series)

Product model	: CTR-GD9024Y/L1000/G
Installation method	: Embedded
Product size	: W90*H24mm
Standard specification	: L500/1000/2000mm
Control mode	: Multi-group control
Material quality	: 6063 aluminum
Appearance color	: Sand black/sand white
Hole size	: W70*H40mm (length depends on the track)
Protection level	: IP20
Ceiling thickness	: 9mm

Track section size drawing (unit: mm)



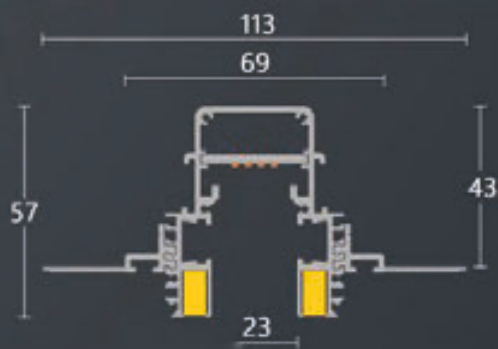


CATERLUX
Live an illuminated life

Type 22 Magnetic Combination Professional Edition Adjustable Embedded Track (Barney Series)

Product model : CTR-GD11357Y/L1000/G
Installation method : Embedded
Product size : W113*H57mm
Standard specification : L500/1000/2000mm
Control mode : Multi-group control
Material quality : 6063 aluminum
Appearance color : Sand black/sand white
Hole size : W75*H75mm
(length depends on the track)
Protection level : Ip20
Ceiling thickness : 9mm/12mm/15mm

Track section size drawing (unit : mm)



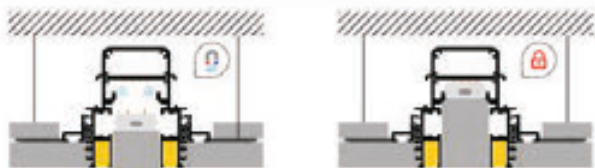


Feel free to touch

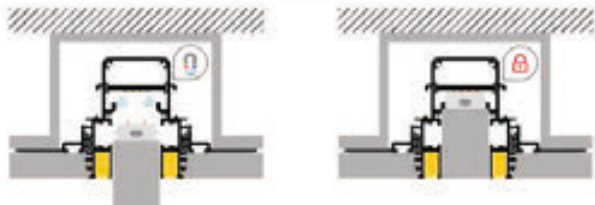
Adopting DC24V safety voltage design, normal DC24V voltage can be touched when energized.

Installation method

Keel embedded



Wooden box
Embedded

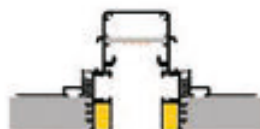


The track and the lamp are locked by magnetic attraction and mechanical buckle, which is more secure

Adjustable fixed plate



Ceiling thickness : 9mm



Ceiling thickness: 12mm



Ceiling thickness: 15mm

Applicable Accessories



Flat corner



Inner corner



T corner



Cross corner



Connector



Male and female plug



Cover



6x12mm light strip



Plug

Applicable lamps



Pendant lamp



Spotlights plane



Luminous linear lights



Grille linear light



180° adjustable
Grille linear light



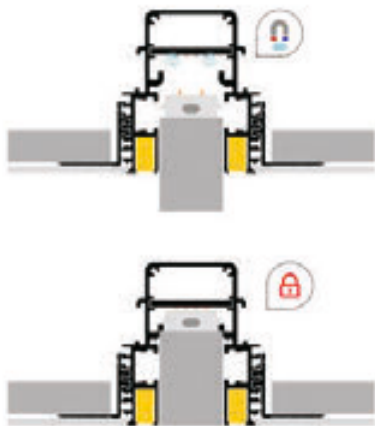
180° adjustable
Flat luminous linear
lamp



Wall washer

Installation method

Surface Embedded
Type



The track and the lamp are locked by magnetic suction and mechanical buckle, which is more secure

Feel free to touch

Adopting DC24V safety voltage design, normal DC24V voltage can be touched when energized.



Applicable accessories



Flat corner



Inner corner



T corner



Cross corner



Connector



Male and female plug



cover



6x12mm light strip



Plug

Applicable lamps



Pendant lamp



Spotlights plane



180° adjustable
Grille linear light



Luminous linear lights



180° adjustable
Flat luminous linear
lamp



Grille linear light

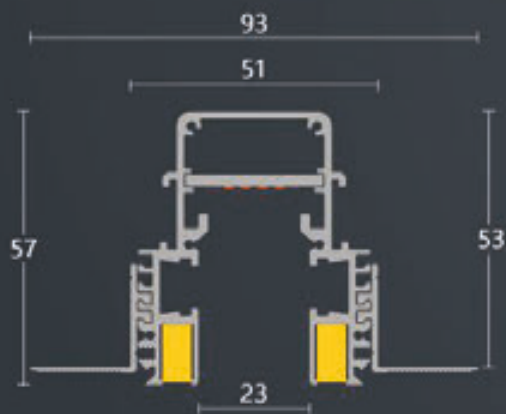


Wall washer

**Type 22 Magnetic Combination Professional Edition Frameless
Surface Embedded Track (Barney Series)**

Product model : CTR-GD9357B/L1000/G
Installation method : Frameless surface embedded
Product size : W93*H57mm
Standard specification: L500/1000/2000mm
Control mode : Multi-group control
Material quality : 6063 aluminum
Appearance color : Sand black/sand white
Hole size : W55*H85mm
(length depends on the track)
Protection level : IP20

Track section size drawing (unit: mm)



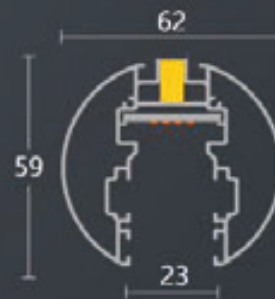






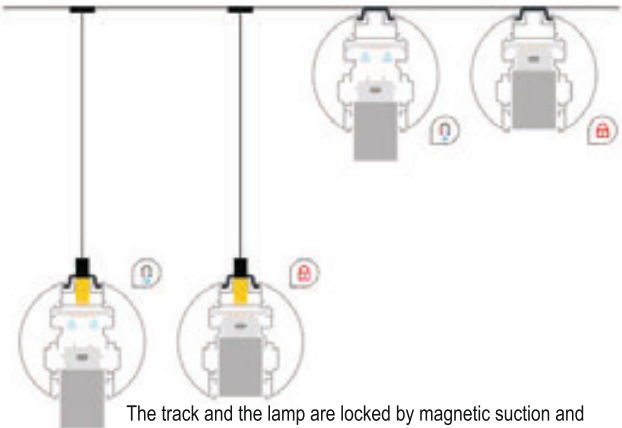
CATERLUX
Live an illuminated life

Type 22 Magnetic Suspension Combination Professional Edition
Hanging/Ceiling Type Big Coin Up and down luminous track (Barney series)











Product model : CTR-GD6259D/L1000/G
Installation method : Hanging type/ceiling type
Product size : W62*H59mm
Standard specification : L1000/1500/2000mm
Control mode : Multi-group control
Material quality : 6063 aluminum
Appearance color : Sand black/sand white
Protection level : Ip20

Track section size drawing (unit: mm)



Applicable lamps				Installation method
				 <p>The track and the lamp are locked by magnetic suction and mechanical buckle, which is more secure</p>
Pendant lamp	180° adjustable Grille linear light	180° adjustable Flat luminous linear lamp	Wall washer	


Applicable accessories

				
Flat corner	Inner corner	T corner	Cross corner	Plug
				
Suspension	Accessories two-wire pin	Connector	Ceiling accessories	6x12mm light strip





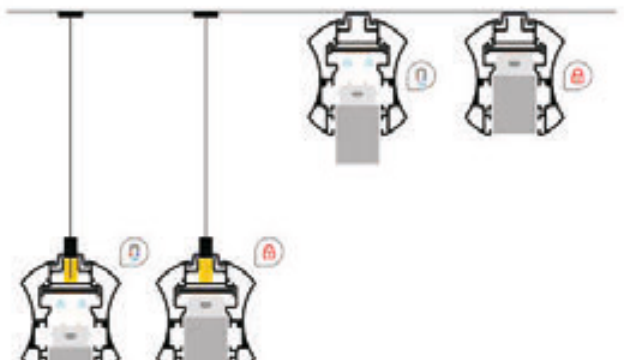


Feel free to touch











Adopting DC24V safety voltage design, normal DC24V voltage can be touched when energized.



Applicable lamps	Installation method
------------------	---------------------

				 <p>The track and the lamp are locked by magnetic suction and mechanical buckle, which is more secure</p>
Pendant lamp	180° adjustable Grille linear light	180° adjustable Flat luminous linear lamp	Wall washer	

Applicable Accessories				
------------------------	--	--	--	--

				
Flat corner	Inner corner	T corner	Cross corner	Plug
				
Suspension	Two-wire plug	Connector	Ceiling accessories	6x12mm light strip

Feel free to touch
 Using DC24V safety voltage design,
 Normal DC24V voltage can be touched when energized.

Make life more colorful



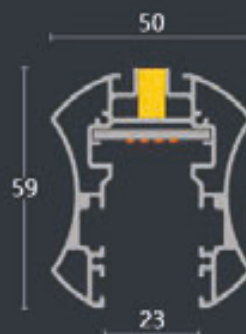
CATERLUX
Live an illuminated life

Type 22 Magnetic Suspension Combination Professional Edition
Suspension/Ceiling Type Small Waist

Up and down luminous track (Barney series)

Product model	: CTR-GD5059D/L1000/G
Installation method	: Hanging type/ceiling type
Product size	: W50*H59mm
Standard specification	: L1000/1500/2000mm
Control mode	: Multi-group control
Material quality	: 6063 aluminum
Appearance color	: Sand black/sand white
Protection level	: Ip20

Track section size drawing (unit: mm)





CATERLUX

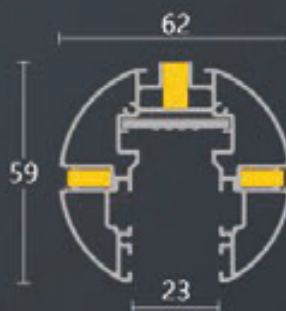
Live an illuminated life

**Type 22 Magnetic Suspension Combination
Professional Edition Hanging/Ceiling Type Big Coin**

Luminous track on all sides (Barney series)

Product model	: CTR-GD6259D/L1000/G/D
Installation method	: Hanging type/ceiling type
Product size	: W62*H59mm
Standard specification	: L1000/1500/2000mm
Control mode	: Multi-group control
Material quality	: 6063 aluminum
Appearance color	: Sand black/sand white
Protection level	: IP20

Track section size drawing (unit: mm)



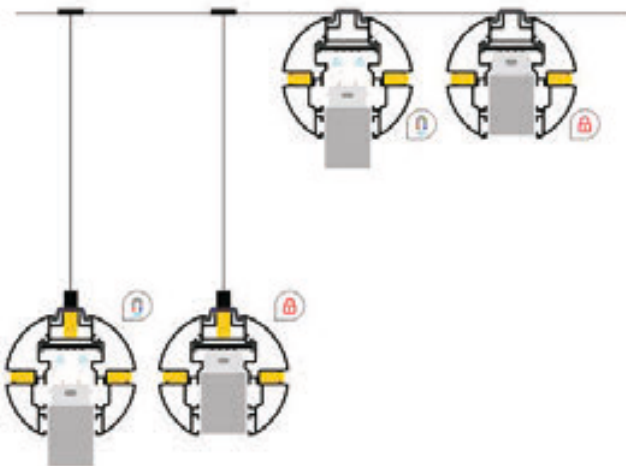


Make life more colorful

Feel free to touch

Adopting DC24V safety voltage design,
normal DC24V voltage can be touched when energized.

Installation method



The track and the lamp are locked by magnetic suction and mechanical buckle, which is more secure

Applicable Accessories



Flat turn



Inward turn



T to



Cross turn



Suspension



Two-line pin



accessories connector



Ceiling accessories



Plug



6x12mm light strip

Applicable lamps



Pendant lamp



Spotlights plane



Luminous linear lights



Grille linear light



180° adjustable
Grille linear light

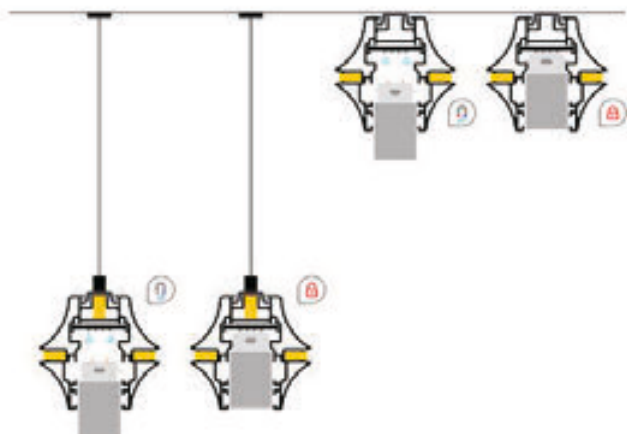


180° adjustable
Flat luminous linear
lamp



Wall washer

Installation method

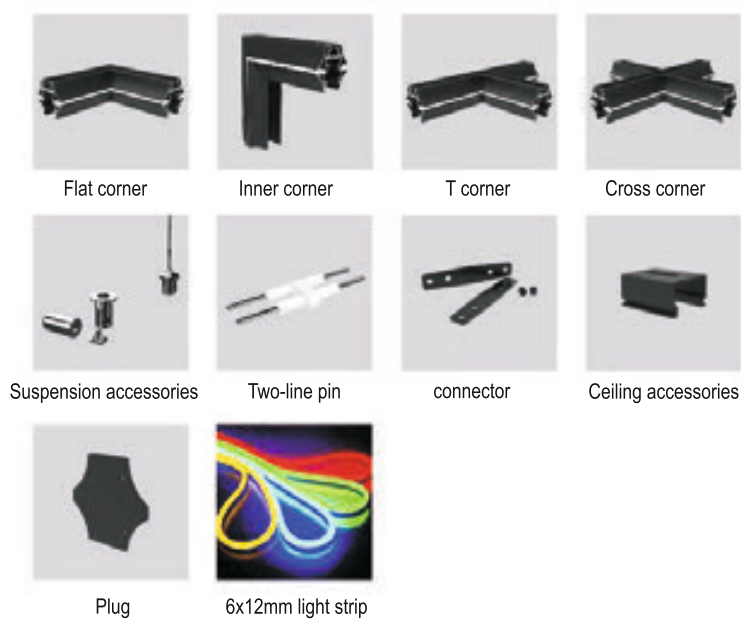


Feel free to touch

Adopting DC24V safety voltage design,
normal DC24V voltage can be touched when energized.



Applicable accessories



Applicable lamps



Make life more colorful

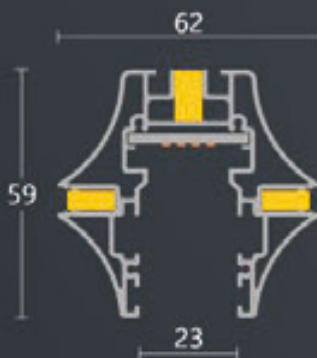


Type 22 Magnetic Suspension Combination
Professional Edition Suspension/Ceiling Water Cube

Luminous track on all sides (Barney series)

Product model	: CTR-GD6259D/L1000/G/S
Installation method	: Hanging type/ceiling type
Product size	: W62*H59mm
Standard specification	: L1000/1500/2000mm
Control mode	: Multi-group control
Material quality	: 6063 aluminum
Appearance color	: Sand black/sand white
Protection level	: IP20

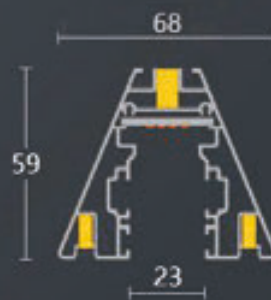
Track section size drawing (unit : mm)

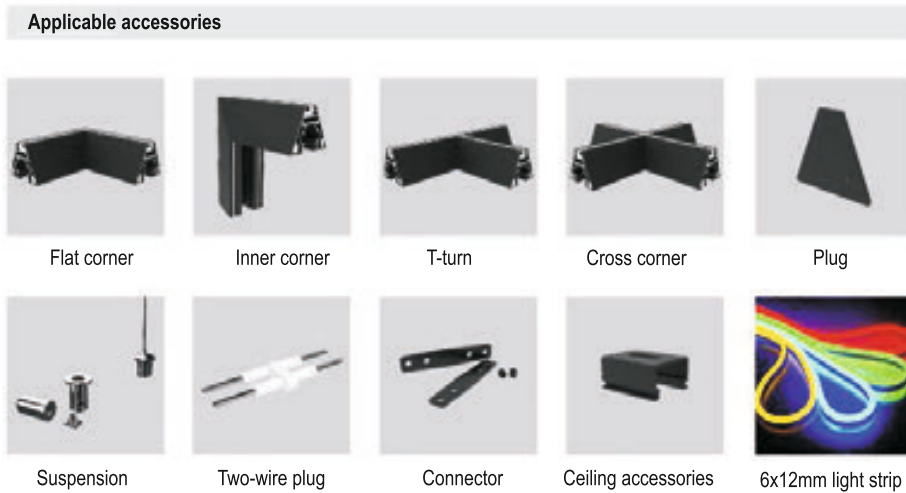
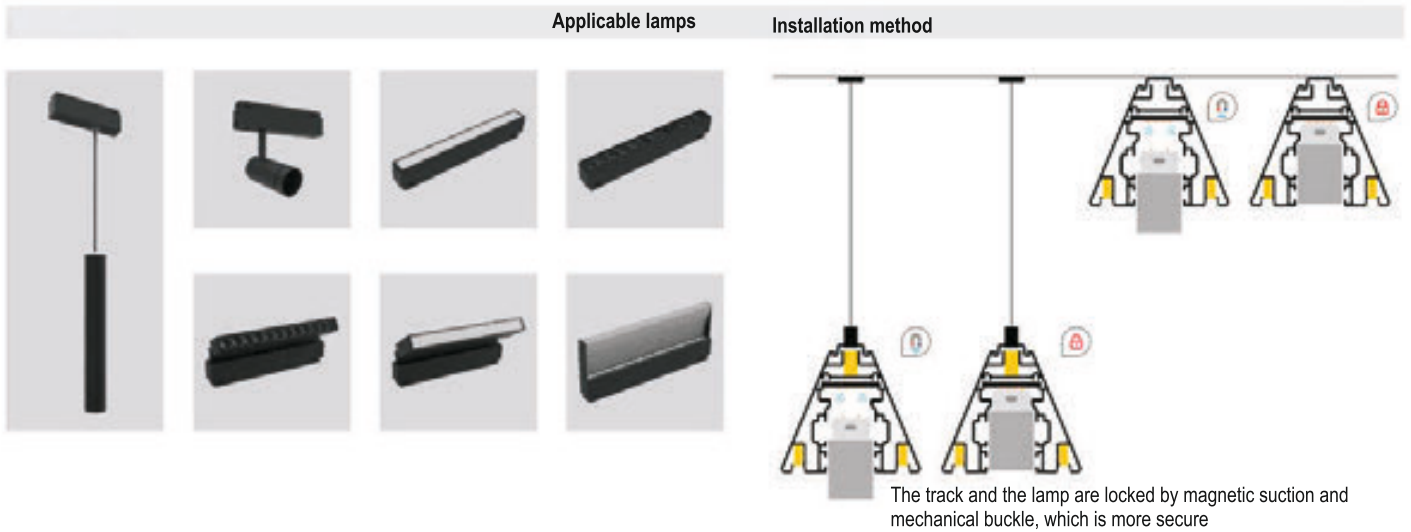


**Type 22 Magnetic Suspension Combination Professional Edition
Suspension/Ceiling Pyramid Track (Barney Series)**

Product model : CTR-GD6859D/L1000/G
Installation method : Hanging type/ceiling type
Product size : W68*H59mm
Standard specification : L1000/1500/2000mm
Control mode : Multi-group control
Material quality : 6063 aluminum
Appearance color : Sand black/sand white
Protection level : IP20

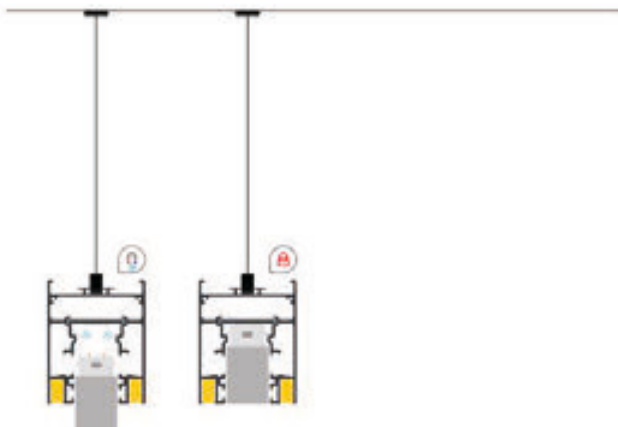
Track section size drawing (unit : mm)





Feel free to touch
 Adopting DC24V safety voltage design, normal DC24V voltage can be touched when energized.

Installation method



Feel free to touch

It adopts DC24V safety voltage design, and the normal DC24V voltage can be touched.



Applicable accessories



Flat corner



Inner corner



T corner



Cross corner



Suspension accessories



two-wire pin



connector



Plug



6x12mm light strip

Applicable lamps



Pendant lamp



Spotlights plane



Luminous linear lights



Grille linear light




180° adjustable
Grille linear light



180° adjustable
Flat luminous linear
lamp



Wall washer



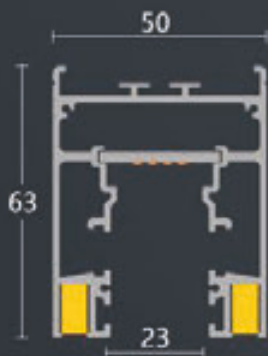
**Type 22 Magnetic Suspension Combination Professional
Edition Suspension Track (Short Style) (Barney Series)**

Product model	: CTR-GD5063X/L1000/G
Installation method	: Hanging
Product size	: W50*H63mm
Standard specification	: L1000/1500/2000mm
Control mode	: Multi-group control
Material quality	: 6063 Aluminum
Appearance color	: Sand black/sand white
Protection level	: IP20



CATERLUX
Live an illuminated life

Track section size drawing (unit: mm)



**Type 22 Magnetic Suspension Combination Professional
Edition Suspension/Ceiling Type**

Up and down luminous track (high style) (Barney series)


Product model : CTR-GD50100D/L1000/G
Installation method : Hanging type/ceiling type
Product size : W50*H100mm
Standard specification : L1000/1500/2000mm
Control mode : Multi-group control
Material quality : 6063 aluminum
Appearance color : sand black/sand white
Protection level : IP20
Built-in power supply



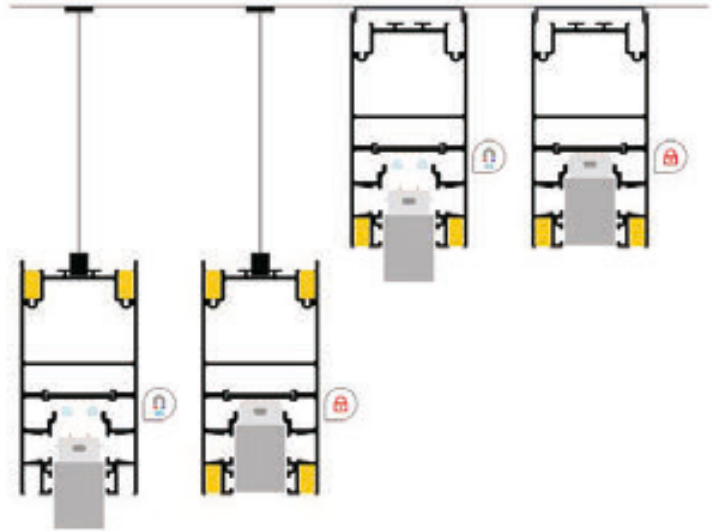
CATERLUX
Live an illuminated life

Track section size drawing (unit: mm)





Installation method



Feel free to touch

It adopts DC24V safety voltage design, and the normal DC24V voltage can be touched.

Applicable accessories



Flat corner



Inner corner



T corner



Cross corner



Suspension



Two-wire pin



Connector



Ceiling accessories



Plug



6x12mm light strip

Applicable lamps



Pendant lamp



Spotlights plane



Luminous linear lights



Grille linear light



180° adjustable
Grille linear light



180° adjustable
Flat luminous linear
lamp



Wall washer

Feel free to touch

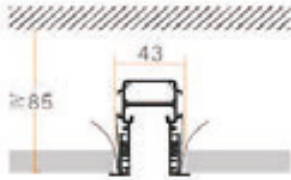
Using DC24V safety voltage design,
Normal DC24V voltage can be touched when energized.





22 series track hole size summary

Embedded with border

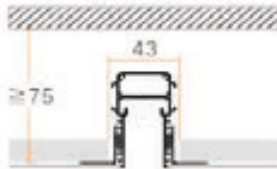


Product name : 22-type magnetic combination professional version with frame surface embedded track

Product model : CTR-GD4857B/L1000/G

Hole size : W43*H85mm

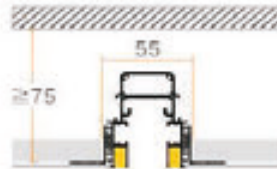
Borderless surface embedded



Product name : 22 type magnetic combination professional edition frameless surface embedded track

Product model : CTR-GD7757Y/L1000/G

Hole size : W43*H85mm



Product name : 22-type magnetic group professional edition frameless surface embedded track (Barney series)

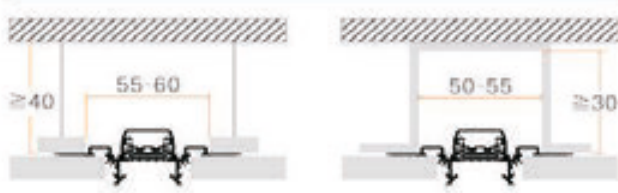
Product model : CTR-GD9357Y/L1000/G

Hole size : W55*H85mm

Embedded

Keel embedded type

wooden box embedded type



Product name : 22 type magnetic combination professional edition ultra-thin embedded track

Product model : CTR-GD8024Y/L1000/G

Hole size : W55*H40mm

Keel embedded type

wooden box embedded type



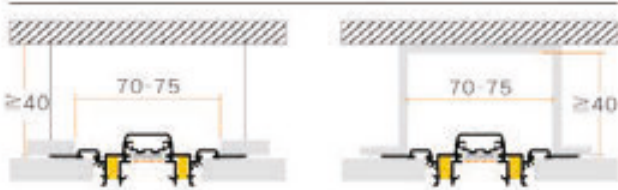
Product name : 22 type magnetic combination professional version adjustable embedded track

Product model : CTR-GD9857Y/L1000/G

Hole size : W60*H75mm

Keel embedded type

wooden box embedded type



Product name : 22 type magnetic combination professional edition ultra-thin embedded track (Barney series)

Product model : CTR-GD9024Y/L1000/G

Hole size : W70*H40mm

Keel embedded type

wooden box embedded type



Product name : 22 type magnetic combination professional edition adjustable embedded track (Barney series)

Product model : CTR-GD11357Y/L1000/G


Hole size : W75*H75mm



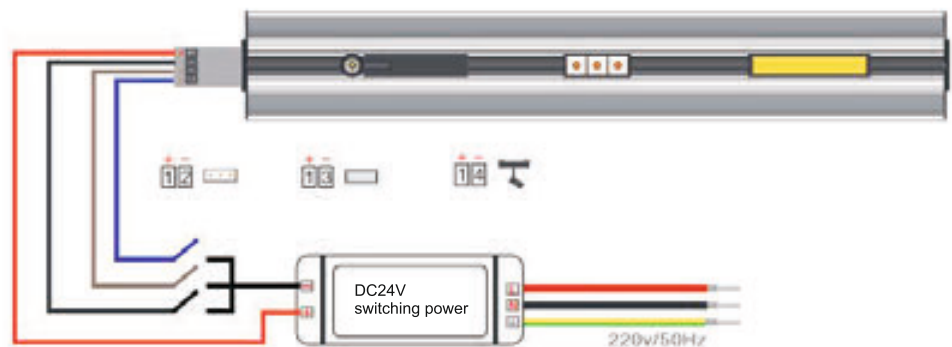
Make life more colorful

The product default factory control setting wiring method

Single switch control wiring mode



Three switch control wiring mode



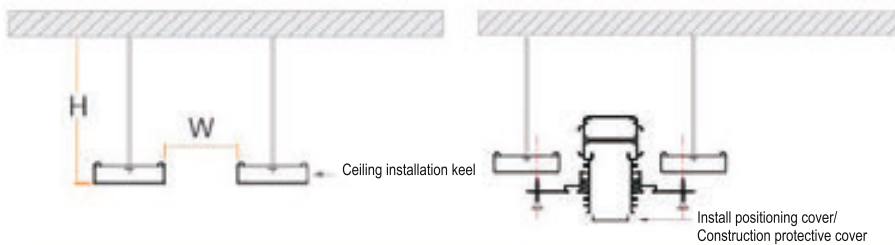
Reminder/Warning :

1. The complete lighting system is powered by DC 24 V switching power supply. When matching the power supply, the total power of the switching power supply must be more than 20% greater than the power of the luminous body. If 5 linear lights are installed in a certain group of lines, each with a power of 12 W and a total power of 60 W, then a switching power supply with a total power of 75 W or more should be configured.
2. In order to minimize the voltage drop, the installation length of the lamp track is not suitable for more than 5 meters, 5 meters is a group of separate power supply, if necessary, it is recommended that 3 meters be a group. Separately split the line to the power supply.
3. The product default factory control setting wiring method (as shown above), if there are special requirements for the control method, please contact the manufacturer to communicate, please do not privately change the line and control method.
4. Under no circumstances should the lamps be covered by thermal insulation pads or similar materials!

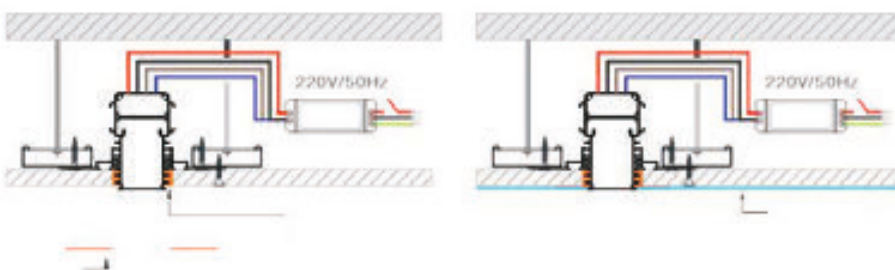
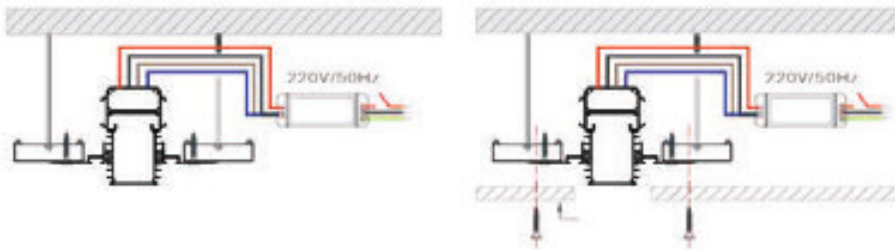
Feel free to touch

Using DC24V safety voltage design,
Normal DC24V voltage can be touched when energized.

Keel structure installation method



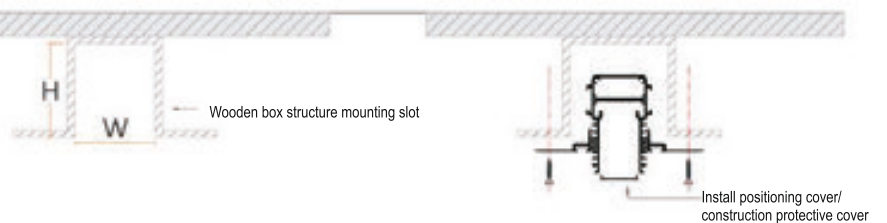
Reserve track installation space according to the size of the track opening.
Cover the rail with "Installation positioning cover/ construction protection cover" Tao;



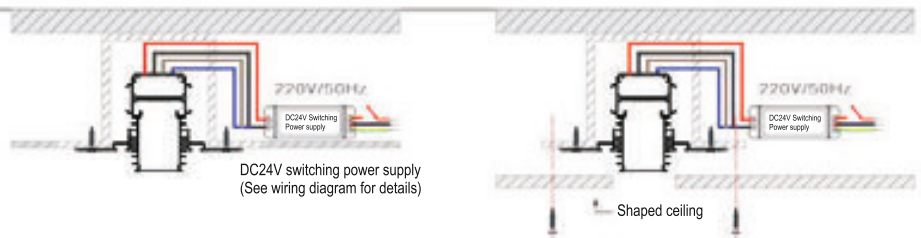


Wooden box structure installation method

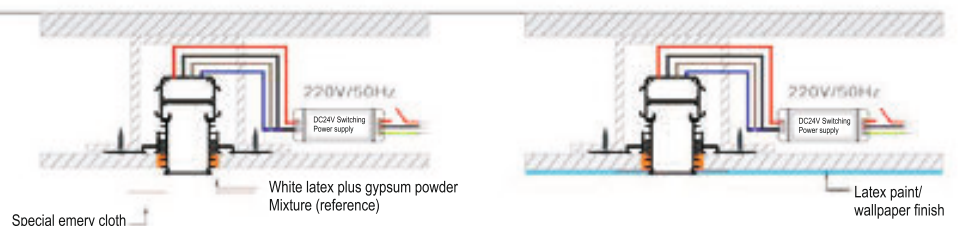
- ❶ Make a wooden box installation slot and reserve it according to the size of the track opening. Track installation space
- ❷ Cover the rail with "installation positioning cover/construction protection cover" Road. Fix the made wooden box installation slot, and then put the track Insert into the installation slot, use self-tapping screws to hold the track



- ❸ Connect the rail power supply system (see wiring diagram for details)
- ❹ Confirm that the power supply system is fully connected, and ensure the track. The power supply is unblocked, and then the ceiling is installed.



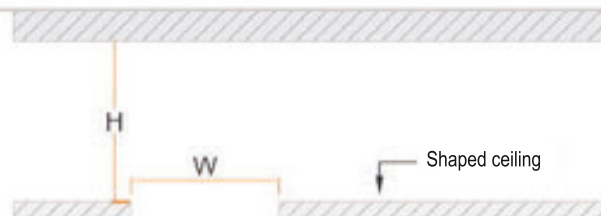
- ❺ Fill the rail with white latex and gypsum powder mix (reference) Use special emery cloth for the gap between the road and the ceiling Glue and patch up, and let it dry after patching up the seam.
- ❻ Do ceiling finish, finish latex paint/wallpaper/others, After finishing the ceiling finish, remove the installation positioning cover/construction Protect the cover, install the lamp, turn on the switch and turn on the lamp.



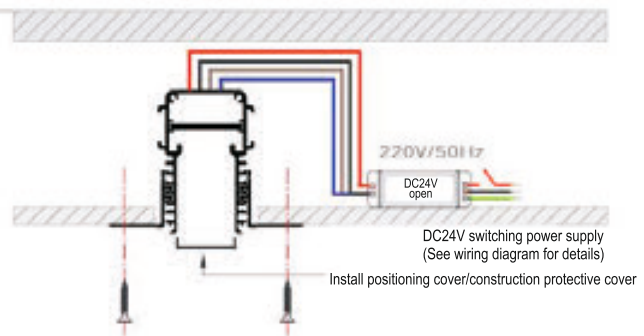


Frameless surface embedded

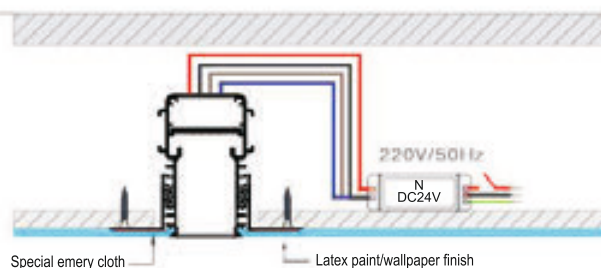
- 1 Determine the track installation position and reserve the track installation according to the size of the track opening Installation space.



- 2 Connect the rail power supply system (see wiring diagram for details) with self-tapping screws the nails fix the lamp track in the installation slot of the shaped ceiling. Confirm Completely connect the power supply system and ensure that the rail power supply is unblocked.




- 3 Make ceiling decoration, make latex paint/wallpaper/other, finish ceiling decoration after facing, remove the installation positioning cover/construction protective cover, install the lamps, and close the switch lights up.



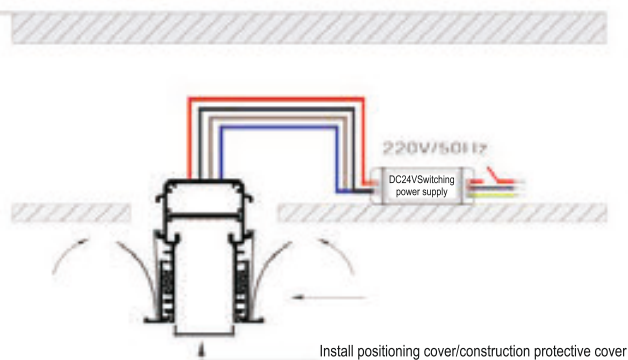


Embedded with border

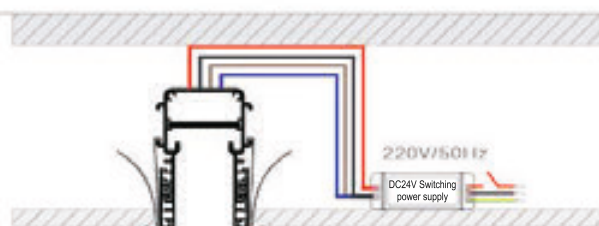
- 1 Determine the track installation position and reserve the track installation according to the size of the track opening Installation space.



- 2 Link the lamp track power supply (see the wiring diagram for details) to install the track. Before, confirm that the power supply system is fully connected, and ensure that the rail power supply is fully the line is unblocked. Cover the track with "installation positioning cover/construction protection cover"; Pull up the rail shrapnel, and insert the rail along the installation slot.

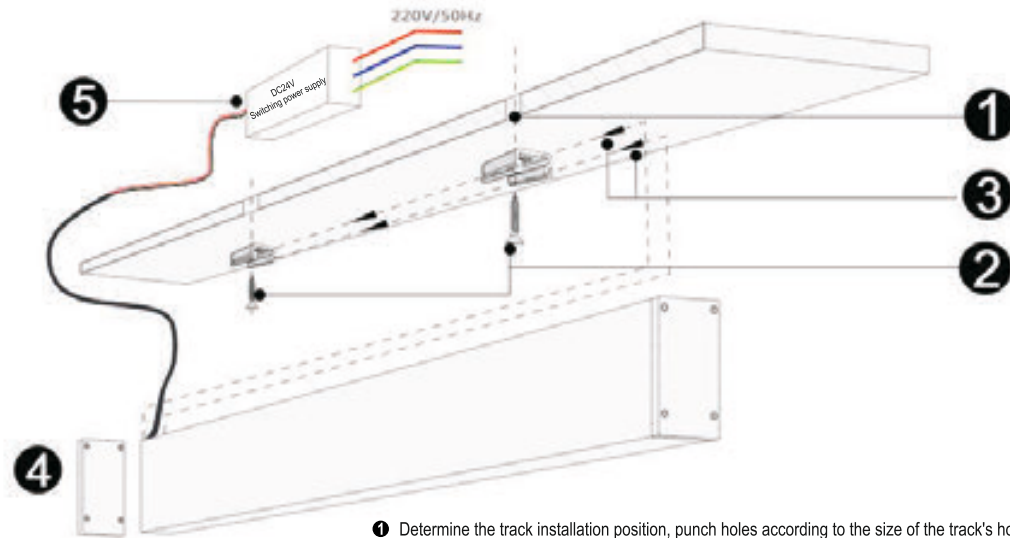


- 3 After installing and fixing the track, remove the installation positioning cover/construction protective cover, Install the lights, turn on the switch and turn on the lights.



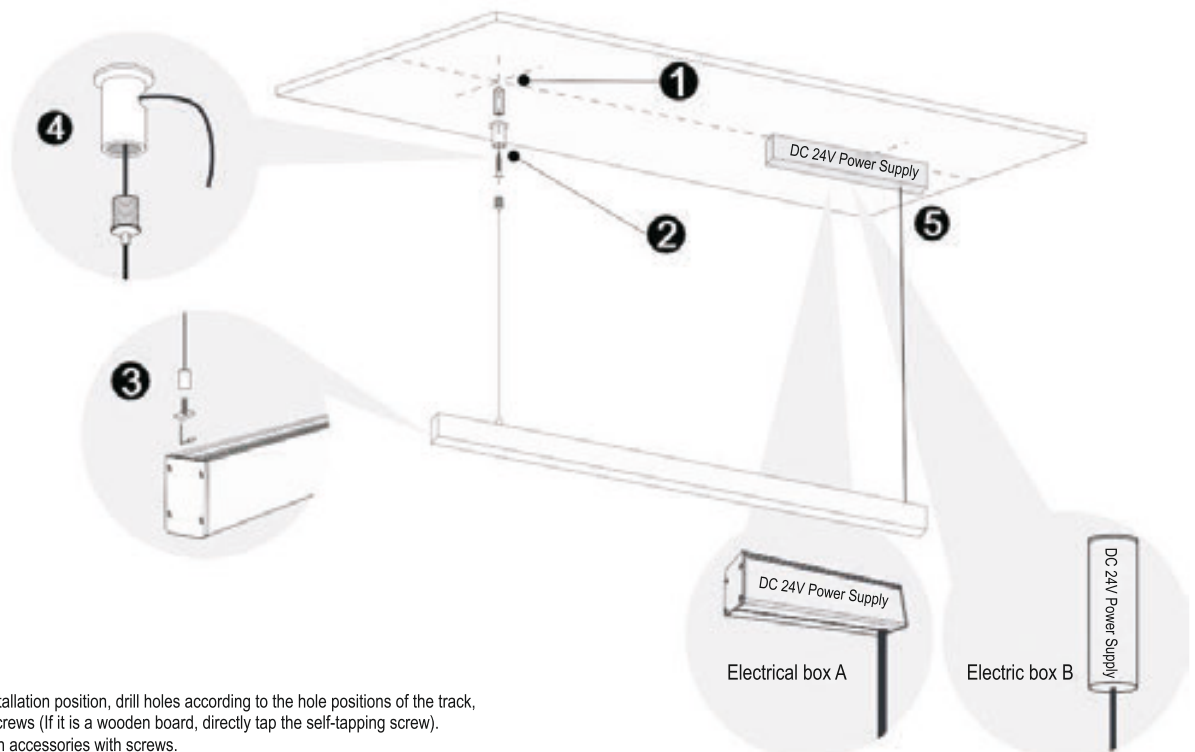
Suspension/ceiling type main body installation method

Ceiling installation method



- ❶ Determine the track installation position, punch holes according to the size of the track's hole position, and install the expansion screws (If it is a wooden board or other suspended ceiling, directly tap the self-tapping screw)
- ❷ Fix the rail hanging plate with the screws on the accessory bag.
- ❸ Align the hanging plate with the track hanging plate slot and insert.
- ❹ Install the rail plug.
- ❺ Link the DC24V power supply (refer to the wiring diagram for the link method) to ensure that the power supply is unblocked, install the lamp, turn on the switch to turn on the light. (If it is built-in power supply, directly connect to 220V mains).

Suspension installation method



- ❶ Determine the track installation position, drill holes according to the hole positions of the track, and install expansion screws (If it is a wooden board, directly tap the self-tapping screw).
- ❷ Fix the lamp suspension accessories with screws.
- ❸ Clamp the suspension fittings at the rail end into the rail along the slot, fix the position and tighten the nut on the suspension wire.
- ❹ String the steel wire first according to the diagram, then tighten the plug, and then adjust the suspension height of the track with the steel wire.
- ❺ Connect the DC24V power supply (see the wiring diagram for details), ensure that the power supply is unblocked, install the lamps, and turn on the switch to turn on the lights.



CATERLUX

Live an illuminated life





Various types of rail turn
L-shaped flat adapter for this type of track




Various rail plugs
The head and tail plugs used for this track combination are used for track



Connector
For rails and rails
Connection between (various corners)




Various inner corners of the track
L-shaped internal adapter for this type of track



T-shaped corners of various tracks
T-type adapter for this track



Cross corners of various tracks
Cross-type adapter for this track






Suspension accessories
Suspension accessories for hanging rails



Ceiling accessories
Ceiling accessories for ceiling rails



Cover
Used to cover the lamp installation slot after installing the track, So as not to damage or soil the lamp installation slot



4-core power supply line
Power supply connection line for 4-core track




Male and female plug
Power connection for rail



Two-wire pin
Used for part of the track line connection



22 Series of lamps

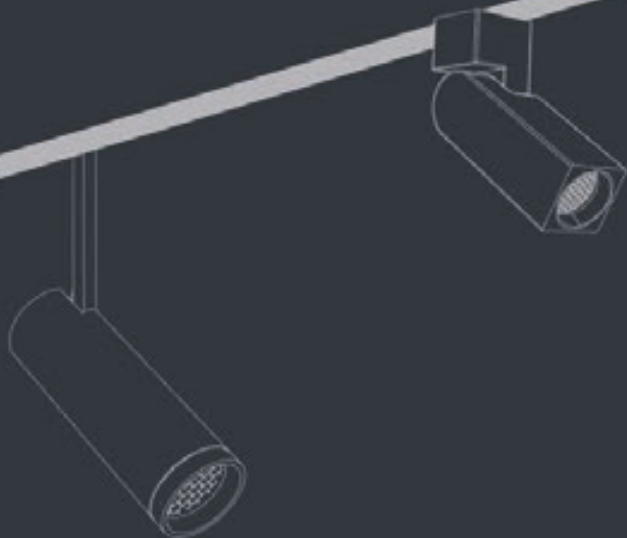


CATERLUX
Live an illuminated life



Content....





CATERLUX
Live an illuminated life

S_{potlight}



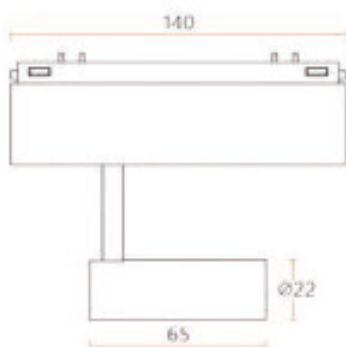
CATERLUX

Live an illuminated life





Product size (mm):



Dimmable



Easy to install



High CRI



No flicker



Energy efficient





Master design

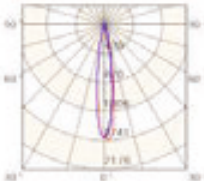
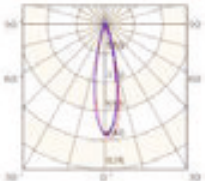




Environmental
protection
materials


Control System

- ON/OFF
- 0-10V
- DALI dimming control system
- Thyristor control system
- Other dimming control systems




Beam angle	15 °	24 °																														
Luminous flux	246.3 lm	166.6 lm																														
Illumination Distance Relationship	<table><tr><th>h(m)</th><th>E0*(lx)</th><th>ø(m)</th></tr><tr><td>1.50</td><td>773.66</td><td>0.41</td></tr><tr><td>2.25</td><td>343.85</td><td>0.61</td></tr><tr><td>3.50</td><td>142.10</td><td>0.95</td></tr><tr><td>4.00</td><td>108.80</td><td>1.08</td></tr></table>	h(m)	E0*(lx)	ø(m)	1.50	773.66	0.41	2.25	343.85	0.61	3.50	142.10	0.95	4.00	108.80	1.08	<table><tr><th>h(m)</th><th>E0*(lx)</th><th>ø(m)</th></tr><tr><td>1.50</td><td>773.66</td><td>0.41</td></tr><tr><td>2.25</td><td>343.85</td><td>0.61</td></tr><tr><td>3.50</td><td>142.10</td><td>0.95</td></tr><tr><td>4.00</td><td>108.80</td><td>1.08</td></tr></table>	h(m)	E0*(lx)	ø(m)	1.50	773.66	0.41	2.25	343.85	0.61	3.50	142.10	0.95	4.00	108.80	1.08
h(m)	E0*(lx)	ø(m)																														
1.50	773.66	0.41																														
2.25	343.85	0.61																														
3.50	142.10	0.95																														
4.00	108.80	1.08																														
h(m)	E0*(lx)	ø(m)																														
1.50	773.66	0.41																														
2.25	343.85	0.61																														
3.50	142.10	0.95																														
4.00	108.80	1.08																														
Light intensity distribution curve (Unit: cd)																																
CO/C-180 :																																
C90/C-270 :																																

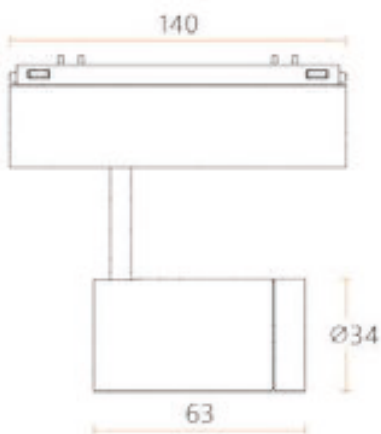
CO/C-180 :
C90/C-270 :



Product model : CTR-SD2265/3W
 Product size : 22*65mm
 Material quality : 6063 Aluminum
 Appearance color : sand black/sand white
 Protection level : IP 20
 Dimming : support
 Light source : Osram
 Voltage : DC24V
 Work rate : 3W
 Color temperature: 2700K/3000K/4000K
 CRI

Color temperature comparison legend



**Product size (mm) :**

Dimmable



Easy to install



High CRI



No flicker



Energy efficient



Master design

Environmental
protection
materials**Control System**

- ON/OFF
- 0-10V
- DALI dimming control system
- Thyristor control system
- Other dimming control systems



22 type magnetic combination lighting spotlight


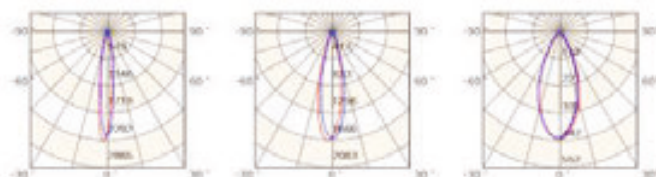
Optical parameters

Beam angle	15°	24°	38°
Luminous flux	345.3 lm	403.8 lm	258.5 lm

Illumination Distance Relationship	h(m)	EO*(lx)	φ(m)	h(m)	EO*(lx)	φ(m)	h(m)	EO*(lx)	φ(m)
	1.50	1018.34	0.56	1.50	740.50	0.57	1.50	198.43	1.16
	2.25	452.69	0.84	2.25	329.11	0.86	2.25	87.90	1.75
	3.50	187.08	1.30	3.50	136.01	1.33	3.50	38.08	2.72
	4.00	143.23	1.48	4.00	104.13	1.52	4.00	27.62	3.11

Light intensity distribution curve (Unit: cd)

CO/C-180 :
C90/C-270 :



Product model : CTR-SD2234 63/5W
Product size : f 34*L63mm
Material quality : 6063 Aluminum
Appearance color : Sand black/sand white
Protection level : IP 20
Dimming : Support
Light source : Honourtek/Luminus
Voltage : DC 24V
Work rate : 5W
Color temperature: 2700K/3000K/4000K
CRI : ≥90
Beam angle : 15°/24°/38°

Color temperature comparison legend



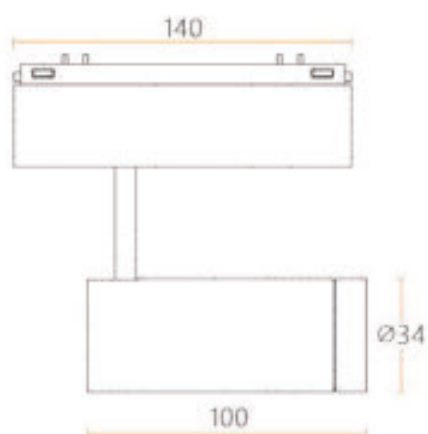
2700K

3000K

4000K



Product size (mm) :



Dimmable



Easy to install



High CRI



No flicker



Energy efficient



Master design



Environmental
protection
materials






Control System


- ON/OFF
- 0-10V
- DALI dimming control system
- Thyristor control system
- Other dimming control systems



22 type magnetic combination lighting spotlight


Optical parameters

Beam angle	15°	24°	38°																																													
Luminous flux	345.3 lm	403.8 lm	758.5 lm																																													
Illumination Distance Relationship	<table><tr><th>h(m)</th><th>E0'(lx)</th><th>φ(m)</th></tr><tr><td>1.50</td><td>1518.54</td><td>0.55</td></tr><tr><td>2.25</td><td>452.69</td><td>0.84</td></tr><tr><td>3.50</td><td>187.08</td><td>1.30</td></tr><tr><td>4.00</td><td>143.23</td><td>1.48</td></tr></table>	h(m)	E0'(lx)	φ(m)	1.50	1518.54	0.55	2.25	452.69	0.84	3.50	187.08	1.30	4.00	143.23	1.48	<table><tr><th>h(m)</th><th>E0'(lx)</th><th>φ(m)</th></tr><tr><td>1.50</td><td>740.50</td><td>0.57</td></tr><tr><td>2.25</td><td>329.11</td><td>0.86</td></tr><tr><td>3.50</td><td>136.01</td><td>1.33</td></tr><tr><td>4.00</td><td>104.13</td><td>1.52</td></tr></table>	h(m)	E0'(lx)	φ(m)	1.50	740.50	0.57	2.25	329.11	0.86	3.50	136.01	1.33	4.00	104.13	1.52	<table><tr><th>h(m)</th><th>E0'(lx)</th><th>φ(m)</th></tr><tr><td>1.50</td><td>198.43</td><td>1.18</td></tr><tr><td>2.25</td><td>87.30</td><td>1.75</td></tr><tr><td>3.50</td><td>36.08</td><td>2.72</td></tr><tr><td>4.00</td><td>27.67</td><td>3.11</td></tr></table>	h(m)	E0'(lx)	φ(m)	1.50	198.43	1.18	2.25	87.30	1.75	3.50	36.08	2.72	4.00	27.67	3.11
h(m)	E0'(lx)	φ(m)																																														
1.50	1518.54	0.55																																														
2.25	452.69	0.84																																														
3.50	187.08	1.30																																														
4.00	143.23	1.48																																														
h(m)	E0'(lx)	φ(m)																																														
1.50	740.50	0.57																																														
2.25	329.11	0.86																																														
3.50	136.01	1.33																																														
4.00	104.13	1.52																																														
h(m)	E0'(lx)	φ(m)																																														
1.50	198.43	1.18																																														
2.25	87.30	1.75																																														
3.50	36.08	2.72																																														
4.00	27.67	3.11																																														
Light intensity distribution curve (Unit: cd)																																																
CO/C-180 :																																																
C90/C-270 :																																																



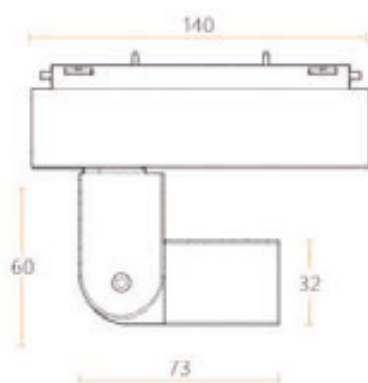
Product model : CTR-SD2234 100/8W
 Product size : f 34*L100mm
 Material quality : 6063Aluminum
 Appearance color : Sand black/sand white
 Protection level : IP 20
 Dimming : support
 Light source : Honourtek/Luminus
 Voltage : DC 24V
 Work rate: 8W
 Color temperature : 2700K / 3000K / 4000K
 CRI : =90
 Beam angle : 15°/24°/38°

Color temperature comparison legend





Product size (mm) :



Dimmable



Easy to install



High CRI



No flicker



Energy efficient




Master design



Environmental
protection
materials

Control System

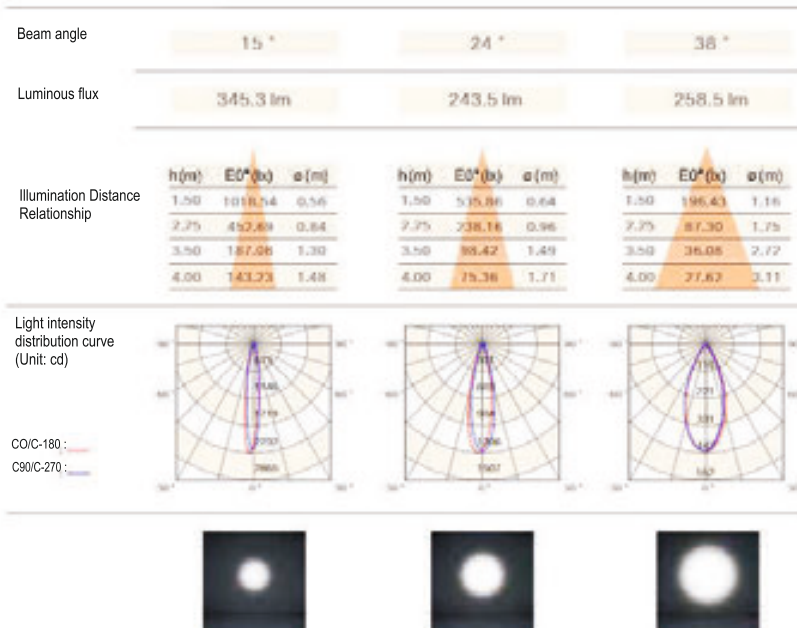
- ON/OFF
- 0-10V
- DALI dimming control system
- Thyristor control system
- Other dimming control systems



Squeeze the mechanical buttons at both ends to embed the lamp in the track, loosen
 Fix the lamp after opening; magnetic + mechanical buckle
 Fixed, the lamp is firmer and not easy to fall.

22 type magnetic combination lighting spotlight

Optical parameters



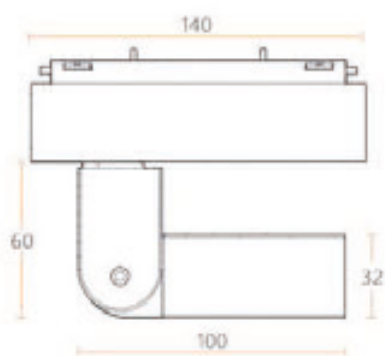
Product model : CTR-SD2232/L73/5W
 Product size : W32*H32*L73mm
 Material quality : 6063 Aluminum
 Appearance color : sand black/sand white
 Protection level : IP20
 Dimming : support
 Light source : Honourtek/Luminus
 Voltage : DC24V
 Work rate : 5W
 Color temperature : 2700K/3000K/4000K
 CRI :

Color temperature comparison legend





Product size (mm) :



Dimmable



Easy to install



High CRI



No flicker



Energy efficient



Master design



Environmental protection materials


Control System

- ON/OFF
- 0-10V
- DALI dimming control system
- Thyristor control system
- Other dimming control systems




22 type magnetic combination lighting spotlight

Optical parameters



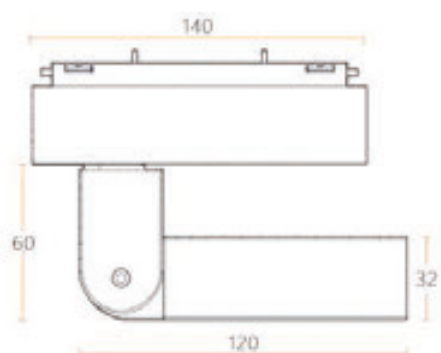
Product model : CTR-SD2232/L100/8W
 Product size : W32*H32*L100mm
 Material quality : 6063 aluminum
 Appearance color : sand black/sand white
 Protection level : IP20
 Dimming : support
 Light source : Honourtek/Luminus
 Voltage : DC24V
 Work rate : 8W
 Color temperature: 2700K/3000K/4000K
 CRI :

Color temperature comparison legend





Product size (mm) :



Dimmable



Easy to install



High CRI



No flicker



Energy efficient



Master design



Environmental
protection
materials







Control System

- ON/OFF
- 0-10V
- DALI dimming control system
- Thyristor control system
- Other dimming control systems



22 type magnetic combination lighting spotlight

Optical parameters

Beam angle	15°	24°	38°
Luminous flux	618.8 lm	586.6 lm	388.6 lm
Illumination Distance Relationship	h(m) E0*(lx) ø(m)	h(m) E0*(lx) ø(m)	h(m) E0*(lx) ø(m)
	1.50 1519.14 0.51	1.50 1206.77 0.58	1.50 301.33 1.20
	2.25 664.06 0.76	2.25 536.34 0.87	2.25 133.82 1.79
	3.50 282.79 1.18	3.50 221.65 1.36	3.50 55.35 2.79
	4.00 216.44 1.35	4.00 169.70 1.55	4.00 42.37 3.149
Light intensity distribution curve (Unit: cd)			
			

Product model : CTR-SD2232/L120/12W
 Product size : W32*H32*L120mm
 Material quality : 6063 aluminum
 Appearance color : sand black/sand white
 Protection level : IP20
 Dimming : Support
 Light source : Honourtek/Luminus
 Voltage : DC24V
 Work rate : 12W
 Color temperature : 2700K/3000K/4000K
 CRI :

Color temperature comparison legend





Dropline



CATERLUX
Live an illuminated life



CATERLUX
Live an illuminated life





Product size (mm) :



Dimmable



Easy to install



High CRI



No flicker



Energy efficient




Master design




Environmental
protection
materials




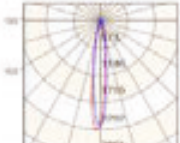
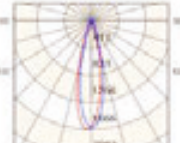
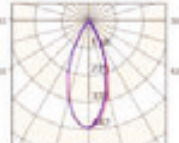


Control System

- ON/OFF
- 0-10V
- DALI dimming control system
- Thyristor control system
- Other dimming control systems




Squeeze the mechanical buttons at both ends to embed the lamp in the track, loosen
 Fix the lamp after opening; magnetic + mechanical buckle
 Fixed, the lamp is firmer and not easy to fall.



Beam angle	15 °	24 °	38 °																																													
Luminous flux	345.3 lm	403.8 lm	258.5 lm																																													
Illumination Distance Relationship	 <table><thead><tr><th>h(m)</th><th>E0°(lx)</th><th>φ(m)</th></tr></thead><tbody><tr><td>1.50</td><td>1018.54</td><td>0.56</td></tr><tr><td>2.25</td><td>452.69</td><td>0.84</td></tr><tr><td>3.50</td><td>187.08</td><td>1.30</td></tr><tr><td>4.00</td><td>143.23</td><td>1.48</td></tr></tbody></table>	h(m)	E0°(lx)	φ(m)	1.50	1018.54	0.56	2.25	452.69	0.84	3.50	187.08	1.30	4.00	143.23	1.48	 <table><thead><tr><th>h(m)</th><th>E0°(lx)</th><th>φ(m)</th></tr></thead><tbody><tr><td>1.50</td><td>740.50</td><td>0.57</td></tr><tr><td>2.25</td><td>329.11</td><td>0.86</td></tr><tr><td>3.50</td><td>136.01</td><td>1.33</td></tr><tr><td>4.00</td><td>104.33</td><td>1.52</td></tr></tbody></table>	h(m)	E0°(lx)	φ(m)	1.50	740.50	0.57	2.25	329.11	0.86	3.50	136.01	1.33	4.00	104.33	1.52	 <table><thead><tr><th>h(m)</th><th>E0°(lx)</th><th>φ(m)</th></tr></thead><tbody><tr><td>1.50</td><td>199.43</td><td>1.18</td></tr><tr><td>2.25</td><td>87.30</td><td>1.75</td></tr><tr><td>3.50</td><td>36.08</td><td>2.72</td></tr><tr><td>4.00</td><td>27.67</td><td>3.11</td></tr></tbody></table>	h(m)	E0°(lx)	φ(m)	1.50	199.43	1.18	2.25	87.30	1.75	3.50	36.08	2.72	4.00	27.67	3.11
h(m)	E0°(lx)	φ(m)																																														
1.50	1018.54	0.56																																														
2.25	452.69	0.84																																														
3.50	187.08	1.30																																														
4.00	143.23	1.48																																														
h(m)	E0°(lx)	φ(m)																																														
1.50	740.50	0.57																																														
2.25	329.11	0.86																																														
3.50	136.01	1.33																																														
4.00	104.33	1.52																																														
h(m)	E0°(lx)	φ(m)																																														
1.50	199.43	1.18																																														
2.25	87.30	1.75																																														
3.50	36.08	2.72																																														
4.00	27.67	3.11																																														
Light intensity distribution curve (Unit: cd)																																																
CO/C-180 : 																																																
C90/C-270 : 																																																

CO/C-180 :
 C90/C-270 :



Product model : CTR-DXD2234200/5W
 Product size : f 34*L200mm
 Material quality : 6063 aluminum
 Appearance color : Sand black/sand white
 Protection level : IP20
 Dimming : Support
 Light source : Honourtek/Luminus
 Voltage : DC24V
 Power rate : 5W/8W/10W
 Color temperature : 2700K/3000K/4000K
 CRI :

Color temperature comparison legend



Dropline

22 series track lighting module



Product size (mm) :



Dimmable



Easy to install



High CRI



No flicker



Energy efficient



Master design



Environmental
protection
materials

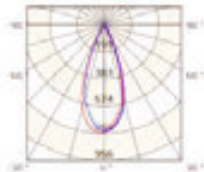
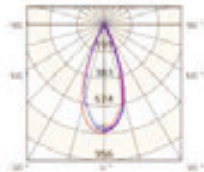
Control System

- ON/OFF
- 0-10V
- DALI dimming control system
- Thyristor control system
- Other dimming control systems



22 Type Magnetic Suspended Combination Lighting Suspender Light

Optical parameters

Beam angle	38 °															
Luminous flux	346.6 lm															
Illumination Distance Relationship	<table><tr><th>h (m)</th><th>E0' (lx)</th><th>φ (m)</th></tr><tr><td>1.50</td><td>340.05</td><td>1.08</td></tr><tr><td>2.25</td><td>151.13</td><td>1.59</td></tr><tr><td>3.00</td><td>62.46</td><td>2.45</td></tr><tr><td>4.00</td><td>27.82</td><td>3.63</td></tr></table>	h (m)	E0' (lx)	φ (m)	1.50	340.05	1.08	2.25	151.13	1.59	3.00	62.46	2.45	4.00	27.82	3.63
h (m)	E0' (lx)	φ (m)														
1.50	340.05	1.08														
2.25	151.13	1.59														
3.00	62.46	2.45														
4.00	27.82	3.63														
Light intensity distribution curve (Unit: cd)																
CO/C-180 : C90/C-270 :																



Product model : CTR-DXD2225300/5W
 Product size : f 25*L300/L600mm
 Material quality : 6063 Aluminum
 Appearance color : Sand black/sand white
 Protection level : IP20
 Dimming : Support
 Light source : Honourtek/Luminus
 Voltage : DC24V
 Work rate : 5W
 Color temperature : 2700K/3000K/4000K
 CRI :

Color temperature comparison legend





spray pink



Oxidation



Product size (mm) :



Dimmable



Easy to install



High CRI



No flicker



Energy efficient



Master design



Environmental protection materials

Control System

- ON/OFF
- 0-10V
- DALI dimming control system
- Thyristor control system
- Other dimming control systems



22 Type Magnetic Suspended Combination Lighting Suspender Lamp (Da Ruiqu)



Optical parameters

Beam angle	15°	24°	38°
Luminous flux	406.7 lm	369.5 lm	258.5 lm

Illumination Distance Relationship	15°			24°			38°		
	h(m)	E0*(lx)	φ(m)	h(m)	E0*(lx)	φ(m)	h(m)	E0*(lx)	φ(m)
	1.50	1342.28	0.43	1.50	649.09	0.64	1.50	196.43	1.16
	2.25	618.79	0.64	2.25	364.48	0.95	2.25	87.30	1.75
	3.50	255.72	1.00	3.50	125.83	1.48	3.50	36.06	2.72
	4.00	195.79	1.15	4.00	96.34	1.69	4.00	27.62	3.11

Light intensity distribution curve (Unit: cd)

CO/C-180 :
C90/C-270 :



Product model : CTR-DXD2275100/5W
 Product size : f 75*100mm
 Material quality : 6063 aluminum
 Appearance color : Sand black / sand white / army green / gray / gold / red / rose gold / blue
 Protection level : IP20
 Dimming : Support
 Light source : Honourtek/Luminus
 Voltage : DC24V
 Work rate : 5W/8W
 Color temperature : 2700K/3000K/4000K
 CRI : =90
 Beam angle : 15°/24°/38°

Color temperature comparison legend



22 Type Magnetic Suspension Combination Lighting Suspender Lamp (Maiyu)



Product model : CTR-DXD226080/5W/A
 Product size : f 60*80mm
 Material quality : 6063 aluminum
 Appearance color : Sand black / sand white / army green /
 gray / gold / red / rose gold / blue
 Protection level : IP20
 Dimming : support
 Light source : Honourtek/Luminus
 Voltage : DC24V
 Work rate : 5W
 Color temperature : 2700K/3000K/4000K
 CRI : =90
 Beam angle : 15°/24°/38°

22 Type Magnetic Suspension Combination Lighting Suspender Lamp (Duo Yi)



Product model : CTR-DXD226375/5W/B
 Product size : f 63*75mm
 Material quality : 6063 aluminum
 Appearance color : Sand black / sand white / army green /
 gray / gold / red / rose gold / blue
 Protection level : IP20
 Dimming : Support
 Light source : Honourtek/Luminus
 Voltage : DC24V
 Work rate : 5W
 Color temperature : 2700K/3000K/4000K
 CRI : =90
 Beam angle : 15°/24°/38°





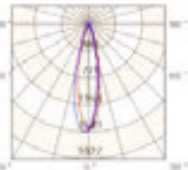
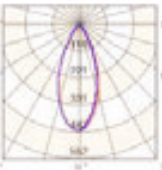





spray pink



Oxidized color

Optical parameters

Beam angle	15°	24°	38°
Luminous flux	406,7 lm	369,5 lm	258,5 lm
Illumination Distance Relationship			
	h(m) E0°(lx) ø(m)	h(m) E0°(lx) ø(m)	h(m) E0°(lx) ø(m)
	1.50 1742.25 0.43	1.50 805.09 0.64	1.50 196.43 1.16
	2.25 618.23 0.64	2.25 304.44 0.95	2.25 87.30 1.75
	3.50 255.72 1.00	3.50 125.83 1.48	3.50 36.08 2.72
	4.00 195.79 1.15	4.00 96.34 1.69	4.00 27.62 3.11
Light intensity distribution curve (Unit: cd)			
	CO/C-180 : C90/C-270 :		
			



Dimmable



Easy to install



High CRI



Environmental protection materials



No flicker



Energy efficient



Master design

Control System

- ON/OFF
- 0-10V
- DALI dimming control system
- Thyristor control system
- Other dimming control systems

Color temperature comparison legend



2700K

3000K

4000K

22 Type Magnetic Suspension Combination Lighting Suspender Lamp



Product model : CTR-DXD226075/5W/C
Product size : f 60*75mm
Material quality : 6063 aluminum
Appearance color : Sand black / sand white / army green /
gray / gold / red / rose gold / blue
Protection level : IP20
Dimming : support
Light source : Honourtek/Luminus
Voltage : DC24V
Work rate : 5W
Color temperature : 2700K/3000K/4000K
CRI :

22 Type Magnetic Suspended Combination Lighting Suspender Lamp (Sharp)



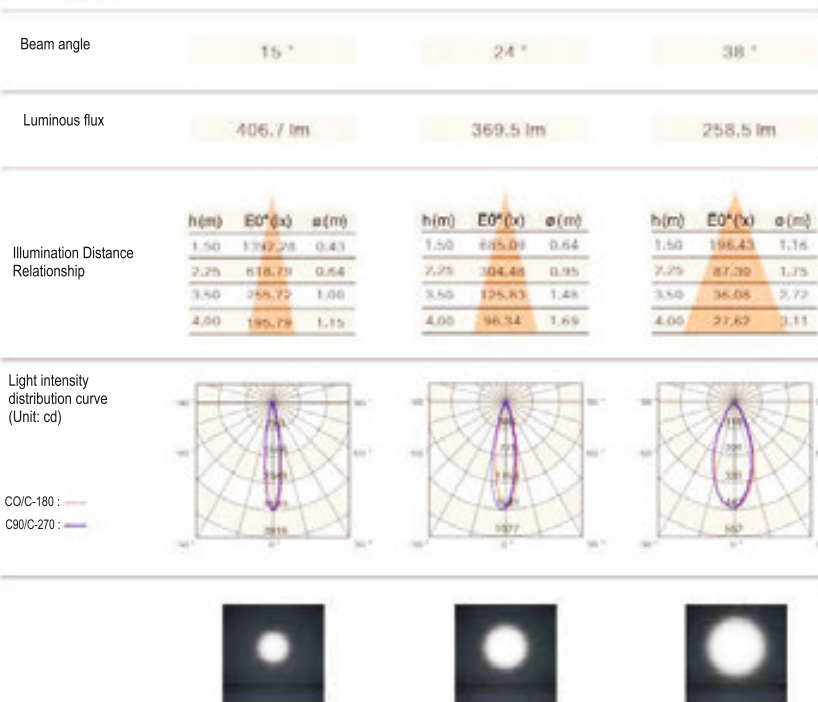


Oxidized color



spray pink

Optical parameters



Dimmable



Easy to install



High CRI



Environmental protection materials



No flicker



Energy efficient




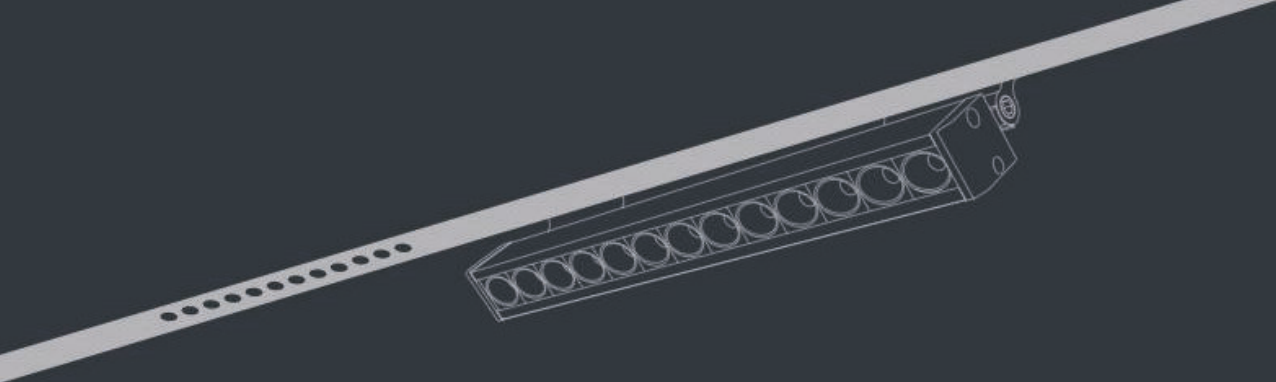
Master design

Control System

- ON/OFF
- 0-10V
- DALI dimming control system
- Thyristor control system
- Other dimming control systems

Color temperature comparison legend





CATERLUX
Live an illuminated life

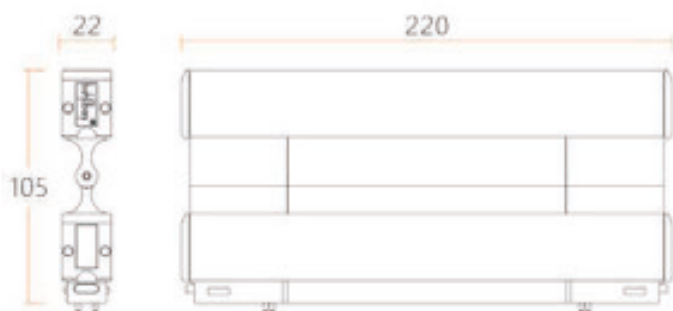
G_rille



CATERLUX
Live an illuminated life



Product size (mm) :



Dimmable



Easy to install



High CRI



No flicker



Energy efficient



Master design



Environmental protection materials

Control System

- ON/OFF
- 0-10V
- DALI dimming control system
- Thyristor control system
- Other dimming control systems

PUSH



Insert the magnetic lamp directly into the corresponding track with a little force
Squeeze lamps, retractable glass beads automatically card the main track; magnetic
+Fixed by mechanical buckle, the lamp is firmer and not easy to fall.

22 type magnetic combined lighting professional 180 degree adjustable grid linear lamp

Optical parameters

Beam angle

25°


Luminous flux

399.2 lm

Illumination Distance Relationship

h(m)	EO°(x)	φ(m)
1.50	233.35	0.55
2.25	325.93	0.82
3.50	134.70	1.28
4.00	103.13	1.47

Light intensity distribution curve (Unit: cd)



CO/C-180 :
C90/C-270 :




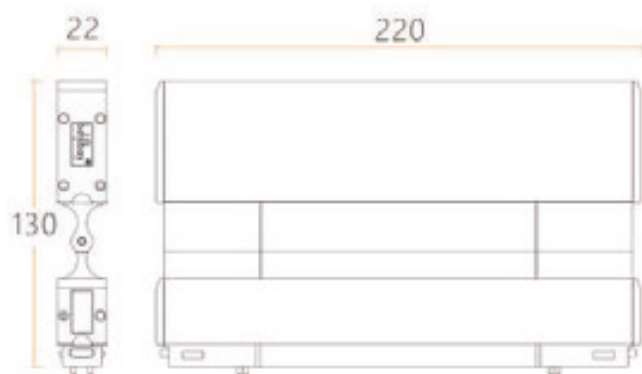
Product model : CTR-GSD22105/L220/T9W/G
Product size : L220*W22*H105mm
Material quality : 6063 Aluminum
Appearance color : Sand black/sand white
Protection level : IP20
Dimming : Support
Light source : Osram
Voltage : DC24V
Work rate : 9W
Color temperature : 2700K/3000K/4000K
CRI :

Color temperature comparison legend





Product size (mm) :



Control System

- ON/OFF
- 0-10V
- DALI dimming control system
- Thyristor control system
- Other dimming control systems



22 type magnetic combined lighting professional 180 degree adjustable grid linear lamp

High power

Optical parameters


Beam angle : 25 °

Luminous flux : 474.7 lm

Illumination Distance Relationship

h[m]	E0*[lx]	φ[m]
1.50	942.28	0.54
2.25	441.02	0.81
3.50	182.26	1.26
4.00	159.54	1.44

Light intensity distribution curve (Unit: cd)




CO/C-180 :
C90/C-270 :



Product model : CTR-GSD22130/L220/T12W/G
Product size : L220*W22*H130mm
Material quality : 6063 aluminum
Appearance color : Sand black/sand white
Protection level : IP20
Dimming : support
Light source : Osram
Voltage : DC24V
Work rate : 12W
Color temperature : 2700K/3000K/4000K
CRI :

Color temperature comparison legend





Product size (mm) :



Dimmable



Easy to install



High CRI



No flicker



Energy efficient



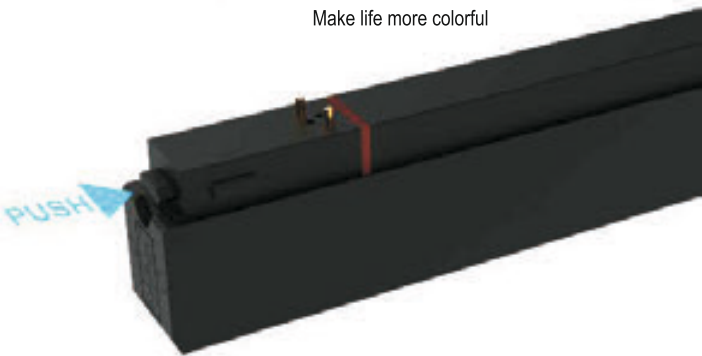
Master design



Environmental protection materials

Control System

- ON/OFF
- 0-10V
- DALI dimming control system
- Thyristor control system
- Other dimming control systems



22 type magnetic combined lighting professional grid linear lamp

Optical parameters


Beam angle 25 °

Luminous flux 399.2 lm

Illumination Distance Relationship

h(m)	Φ0°(lx)	Φ(㎡)
1.50	733.35	0.55
2.25	328.93	0.82
3.50	134.70	1.28
4.00	103.13	1.47

Light intensity distribution curve (Unit: cd)




CO/C-180 :
C90/C-270 :



Product model: BN-GSD2240/L220/9W/G
Product size: L220*W22*H40mm
Material quality: 6063 aluminum
Appearance color: sand black/sand white
Protection level: IP20
Dimming: support
Light source: Osram
Voltage: DC24V
Work rate: 9W
Color temperature: 2700K/3000K/4000K
CRI:

Color temperature comparison legend





Product size (mm) :



Dimmable



Easy to install



High CRI



No flicker



Energy efficient



Master design



Environmental protection materials

Control System

- ON/OFF
- 0-10V
- DALI dimming control system
- Thyristor control system
- Other dimming control systems



Optical parameters

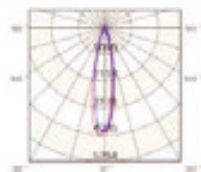
Beam angle : 25°

Luminous flux : 713.6 lm

Illumination Distance Relationship

h(m)	EO*(lx)	Φ(m)
1.50	1562.14	0.53
2.75	836.80	0.80
3.50	545.74	1.04
4.00	384.70	1.42

Light intensity distribution curve (Unit: cd)



CO/C-180 :
C90/C-270 :



Product model : CTR-GSD2240/L545/24W/G

Product size : L545*W22*H40mm

Material quality : 6063 aluminum

Appearance color : sand black/sand white

Protection level : IP20

Dimming : Support

Light source : Osram

Voltage : DC24V


Work rate : 24W

Color temperature : 2700K/3000K/4000K

CRI :

Color temperature comparison legend





Product size (mm) :



Dimmable



Easy to install



High CRI



No flicker



Energy efficient




Master design



Environmental
protection
materials



Control System

- ON/OFF
- 0-10V
- DALI dimming control system
- Thyristor control system
- Other dimming control systems



22 type magnetic combined lighting professional grid linear lamp

Optical parameters


Beam angle	25°															
Luminous flux	399.2 lm															
Illumination Distance Relationship	<table><tr><th>h(m)</th><th>ED*(lx)</th><th>φ(m)</th></tr><tr><td>1.50</td><td>733.35</td><td>0.55</td></tr><tr><td>2.25</td><td>325.93</td><td>0.82</td></tr><tr><td>3.50</td><td>134.78</td><td>1.28</td></tr><tr><td>4.00</td><td>103.13</td><td>1.47</td></tr></table>	h(m)	ED*(lx)	φ(m)	1.50	733.35	0.55	2.25	325.93	0.82	3.50	134.78	1.28	4.00	103.13	1.47
h(m)	ED*(lx)	φ(m)														
1.50	733.35	0.55														
2.25	325.93	0.82														
3.50	134.78	1.28														
4.00	103.13	1.47														
Light intensity distribution curve (Unit: cd)																
CO/C-180 : C90/C-270 :																



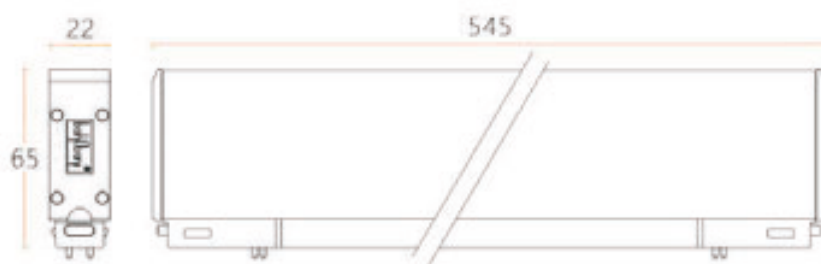
Product model	: CTR-GSD2265/L220/12W/G
Product size	: L220*W22*H65mm
Material quality	: 6063 Aluminum
Appearance color	: Sand black/sand white
Protection level	: IP20
Dimming	: Support
Light source	: Osram
Voltage	: DC24V
Work rate	: 12W
Color temperature	: 2700K/3000K/4000K
CRI	:

Color temperature comparison legend





Product size (mm) :



Dimmable



Easy to install



High CRI



No flicker



Energy efficient



Master design



Environmental
protection
materials

Control System

- ON/OFF
- 0-10V
- DALI dimming control system
- Thyristor control system
- Other dimming control systems



Optical parameters


Beam angle 25 °

Luminous flux 965.8 lm

Illumination Distance Relationship

h (m)	E0' (lx)	a (m)
1.50	2500.21	0.53
2.25	1112.10	0.80
3.50	459.54	1.25
4.00	351.87	1.43

Light intensity distribution curve (Unit: cd)



CO/C-180 :

C90/C-270 :



Product model : CTR-GSD2265/L220/12W/G

Product size : L220*W22*H65mm

Material quality : 6063 aluminum

Appearance color : Sand black/sand white

Protection level : IP20

Dimming : Support

Light source : Osram

Voltage : DC24V


Work rate : 12W

Color temperature : 2700K/3000K/4000K

CRI :

Color temperature comparison legend






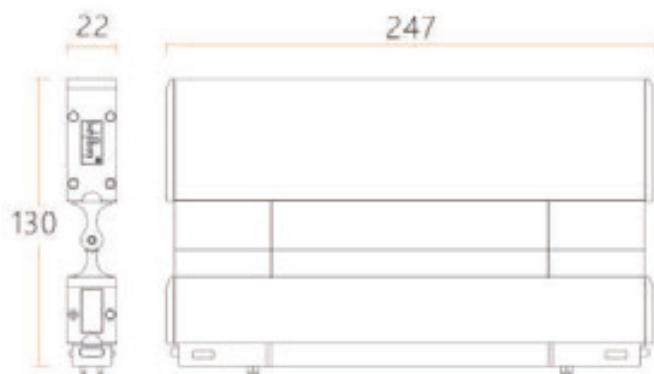
CATERLUX
Live an illuminated life

Linear





Product size (mm) :



Control System

- ON/OFF
- 0-10V
- DALI dimming control system
- Thyristor control system
- Other dimming control systems



Insert the magnetic lamp directly into the corresponding track with a little force
Squeeze lamps, retractable glass beads automatically card the main track; magnetic
+Fixed by mechanical buckle, the lamp is firmer and not easy to fall off

Type 22 Magnetic Combination Lighting Professional Edition 180 Degree Adjustable Planar Luminous Linear Light


Optical parameters

Beam angle	100 °															
Luminous flux	167.1 lm															
Illumination Distance Relationship	<table><tr><th>h(m)</th><th>FO°(x)</th><th>φ(m)</th></tr><tr><td>1.50</td><td>30.04</td><td>3.84</td></tr><tr><td>2.25</td><td>13.35</td><td>5.48</td></tr><tr><td>3.50</td><td>5.52</td><td>8.50</td></tr><tr><td>4.00</td><td>4.22</td><td>9.22</td></tr></table>	h(m)	FO°(x)	φ(m)	1.50	30.04	3.84	2.25	13.35	5.48	3.50	5.52	8.50	4.00	4.22	9.22
h(m)	FO°(x)	φ(m)														
1.50	30.04	3.84														
2.25	13.35	5.48														
3.50	5.52	8.50														
4.00	4.22	9.22														
Light intensity distribution curve (Unit: cd)																
CO/C-180 :																
C90/C-270 :																

Product model : CTR-PMD22130/L247/T8W/G
Product size : L247*W22*H130mm
Material quality : 6063 aluminum
Appearance color : sand black/sand white
Protection level : IP20
Dimming : support
Light source : Osram
Voltage : DC24V
Work rate : 8W
Color temperature : 2700K/3000K/4000K
CRI :

Color temperature comparison legend





Product size (mm) :



Dimmable



Easy to install



High CRI



No flicker



Energy efficient



Master design



Environmental protection materials

Control System

- ON/OFF
- 0-10V
- DALI dimming control system
- Thyristor control system
- Other dimming control systems



Squeeze the mechanical buttons at both ends to embed the lamp in the track, loosen
Fix the lamp when it is opened; magnetic + mechanical buckle
Fixed, the lamp is firmer and not easy to fall.

22-type magnetic combined lighting professional version flat luminous linear lamp

Optical parameters

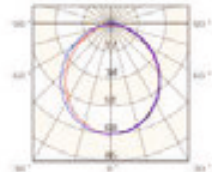
Beam angle 100 °

Luminous flux 167.1 lm

Illumination Distance Relationship

h(m)	EO*(x)	g(m)
1.50	30.04	3.64
2.25	13.35	5.46
3.50	5.52	8.50
4.00	4.72	9.72

Light intensity distribution curve (Unit: cd)




CO/C-180 :
C90/C-270 :



Product model : CTR-PMD2240/L247/8W/G
Product size : L247*W22*H40mm
Material quality : 6063 aluminum
Appearance color : Sand black/sand white
Protection level : IP20
Dimming : Support
Light source : Osram
Voltage : DC24V
Work rate : 8W
Color temperature : 2700K/3000K/4000K
CRI :

Color temperature comparison legend





Product size (mm) :



Dimmable



Easy to install



High CRI



No flicker



Energy efficient



Master design



Environmental
protection
materials

Control System

- ON/OFF
- 0-10V
- DALI dimming control system
- Thyristor control system
- Other dimming control systems




Beam angle 100 °

Luminous flux 3533.0 lm

h(m)	EQ*(lx)	φ(m)
1.50	62.15	3.72
2.25	27.62	5.57
3.50	11.42	8.67
4.00	8.74	9.91

Light intensity distribution curve (Unit: cd)

CO/C-180 :
C90/C-270 :



Product model : CTR-PMD2240/L485/16W/G
Product size : L485*W22*H40MM
Material quality : 6063 aluminum
Appearance color : Sand black/sand white
Protection level : IP20
Dimming : support
Light source : Osram
Voltage : DC24V
Work rate : 16W
Color temperature : 2700K/3000K/4000K
CRI :

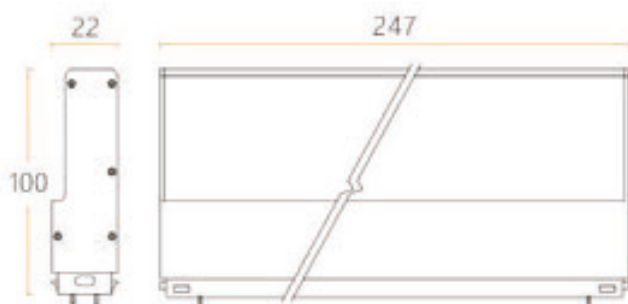
Color temperature comparison legend



2700K 3000K 4000K



Product size (mm) :



Dimmable



Easy to install



High CRI



No flicker



Energy efficient



Master design



Environmental
protection
materials

Control System

- ON/OFF
- 0-10V
- DALI dimming control system
- Thyristor control system
- Other dimming control systems

22 series track lighting module



22 Type Magnetic Combination Lighting Professional Edition Wall Washer Linear Light

Optical parameters

Beam angle

75°


Luminous flux

138.6 lm

Illumination Distance Relationship

h(m)	E0'(lx)	φ(cm)
1.50	36.69	2.42
2.25	16.31	3.63
3.50	6.74	5.64
4.00	5.16	6.45

Light intensity distribution curve (Unit: cd)



CO/C-180 :

C90/C-270 :

Product model : CTR-XQD22100/L247/8W/G

Product size : L247*W22*H100mm

Material quality : 6063 aluminum

Appearance color : Sand black/sand white

Protection level : IP20

Dimming : Support

Light source : Osram

Voltage : DC24V

Work rate : 8W

Color temperature : 2700K/3000K/4000K

CRI :

Color temperature comparison legend








This image shows a single sheet of white paper with horizontal ruling lines. The lines are evenly spaced and run across the width of the page. There are no margins, text, or other markings on the paper.



CATERLUX
Live an illuminated life



Email: info@caterlux.co.in

Website : caterlux.in